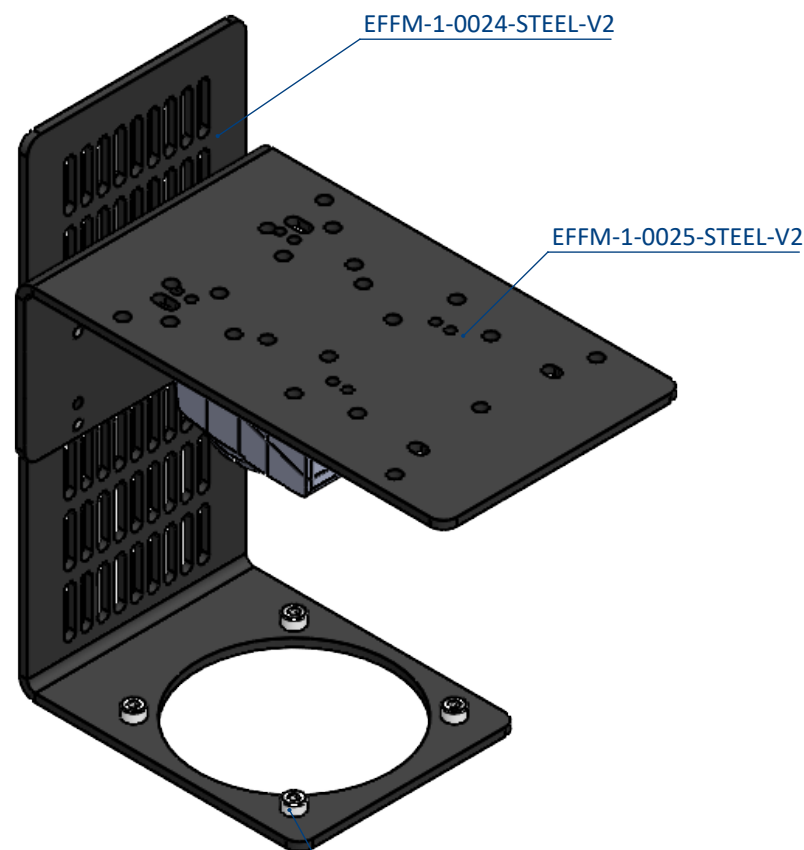


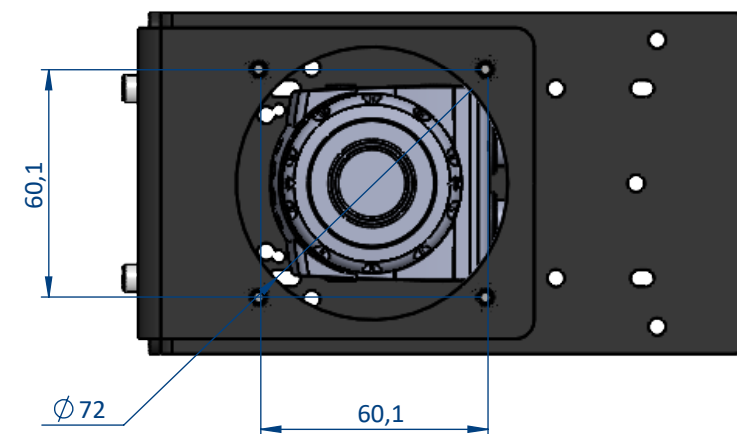
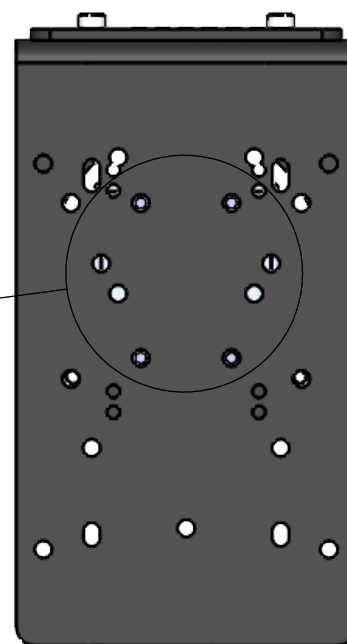
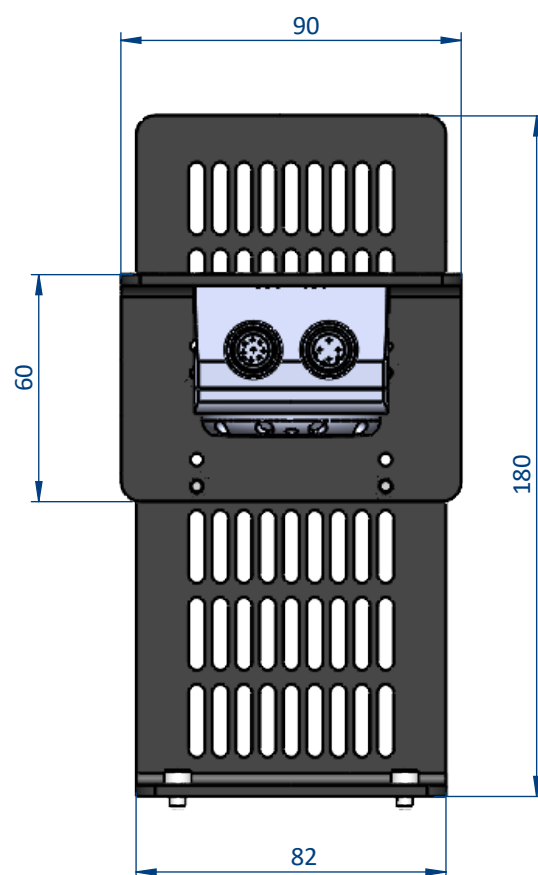
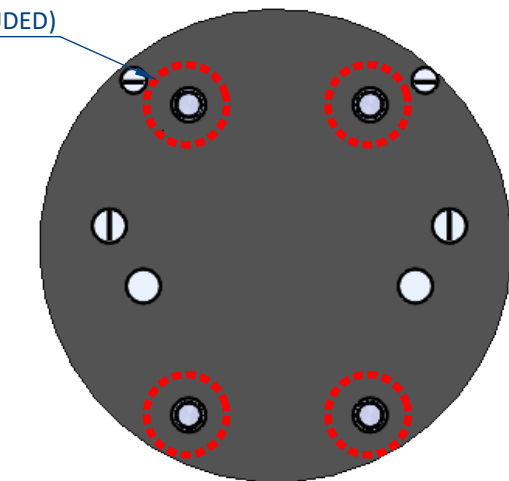
QUICK INSTRUCTION GUIDE

- 1-MOUNT THE CAMERA ON THE EFFM-1-0025-STEEL-V2
- 2-MOUNT THE 2 PARTS TOGETHER
- 3-CHOOSE YOUR WORKING DISTANCE
- 4-MOUNT THE BRACKET ON THE LIGHT

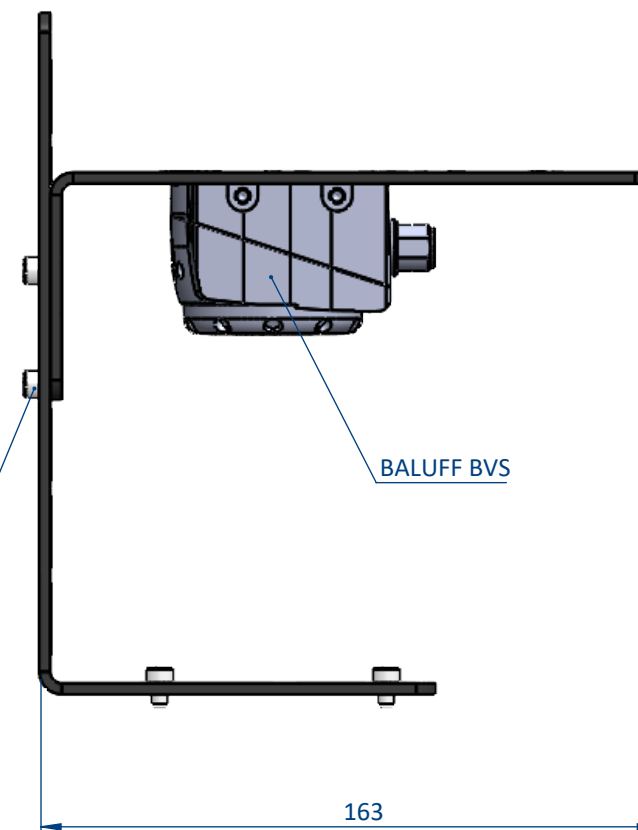



LIGHT MOUNTING HOLES:
RING: 4x M4X6 (CHC SCREWS INCLUDED)
SDOME/FD: 4x M4X8 (CHC SCREWS INCLUDED)

CAMERA MOUNTING HOLES:
4x M4 (SCREWS NOT INCLUDED)



WORKING DISTANCE ADJUSTMENT:
4x M4X6 (CHC SCREWS INCLUDED)



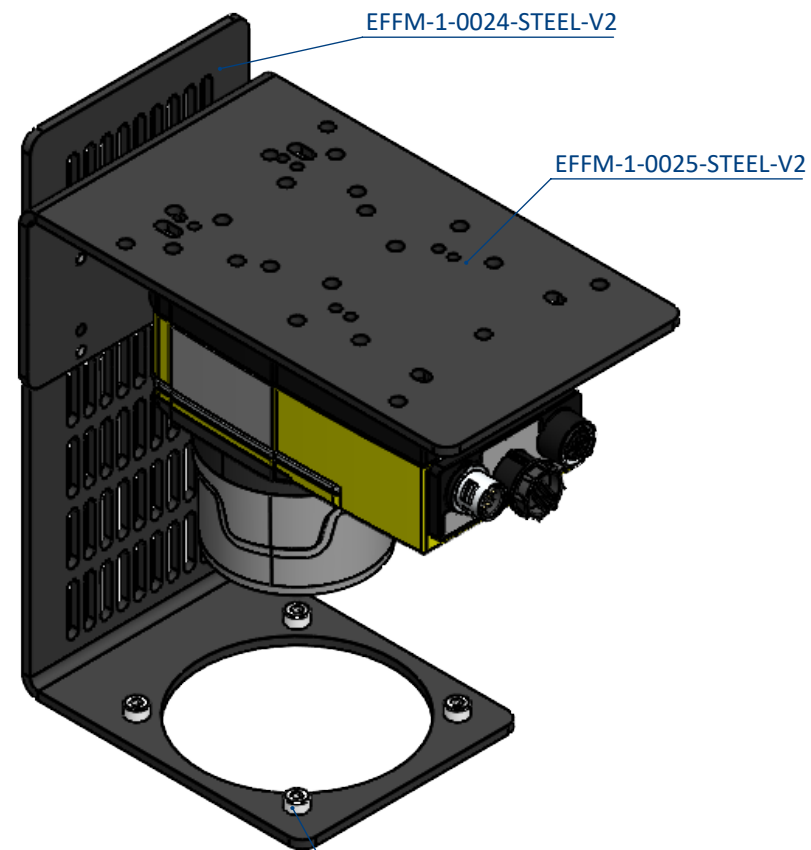
CAMERA BALUFF BVS		1 Rue de Terre Neuve Mini Parc du Verger Bâtiment E 91940 Les Ulis, France	
Designation EFFM-1-HORI-STEEL-V2		Mail: sales@effilux.fr Tel : +33 9 72 52 70 03 www.effilux.com	
Revision /	Date 13/04/2021	Unit : mm	General Tolerances
Scale 1:2	Size A3	Page 1/15	ISO 2768 - fH-E
			

THIS DOCUMENT AND THE INFORMATION IT CONTAINS ARE PROPERTY OF EFFILUX AND CONFIDENTIAL. THEY SHALL NOT BE REPRODUCED NOR DISCLOSED TO ANY PERSON EXCEPT TO THOSE HAVING A NEED TO KNOW THEM WITHOUT PRIOR WRITTEN CONSENT OF EFFILUX

CE DOCUMENT ET LES INFORMATIONS QU'IL CONTIENT SONT CONFIDENTIELS ET SONT LA PROPRIÉTÉ EXCLUSIVE DE EFFILUX. ILS NE DOIVENT ÊTRE COMMUNIQUÉS QU'ÀUX PERSONNES AYANT A EN CONNAÎTRE ET NE PEUVENT ÊTRE REPRODUITS NI DIVULGUÉS À TOUTE AUTRE PERSONNE SANS AUTORISATION PRÉALABLE ÉCRITE PAR EFFILUX

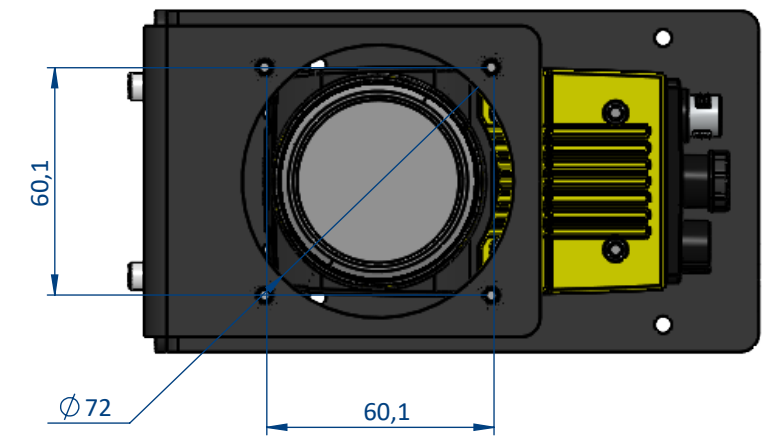
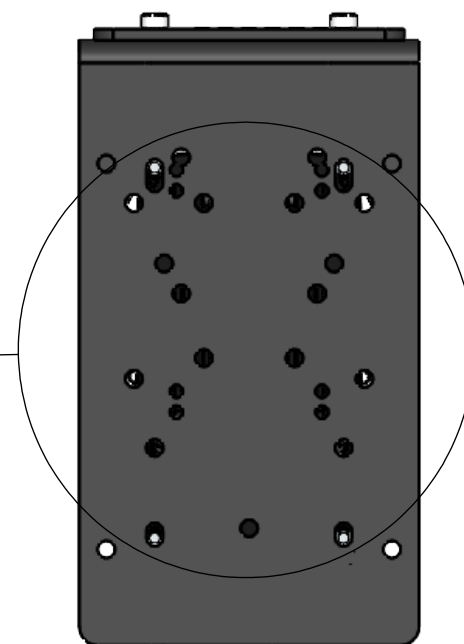
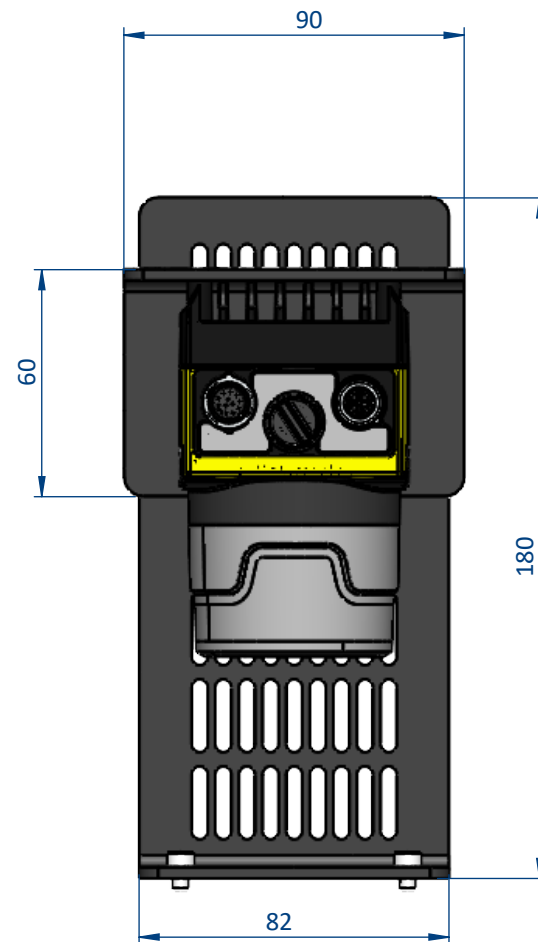
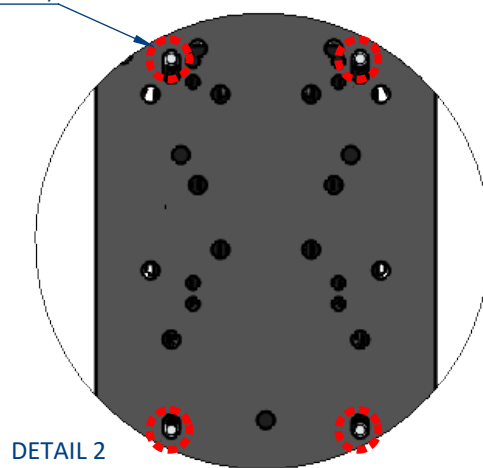
QUICK INSTRUCTION GUIDE

- 1-MOUNT THE CAMERA ON THE EFFM-1-0025-STEEL-V2
- 2-MOUNT THE 2 PARTS TOGETHER
- 3-CHOOSE YOUR WORKING DISTANCE
- 4-MOUNT THE BRACKET ON THE LIGHT

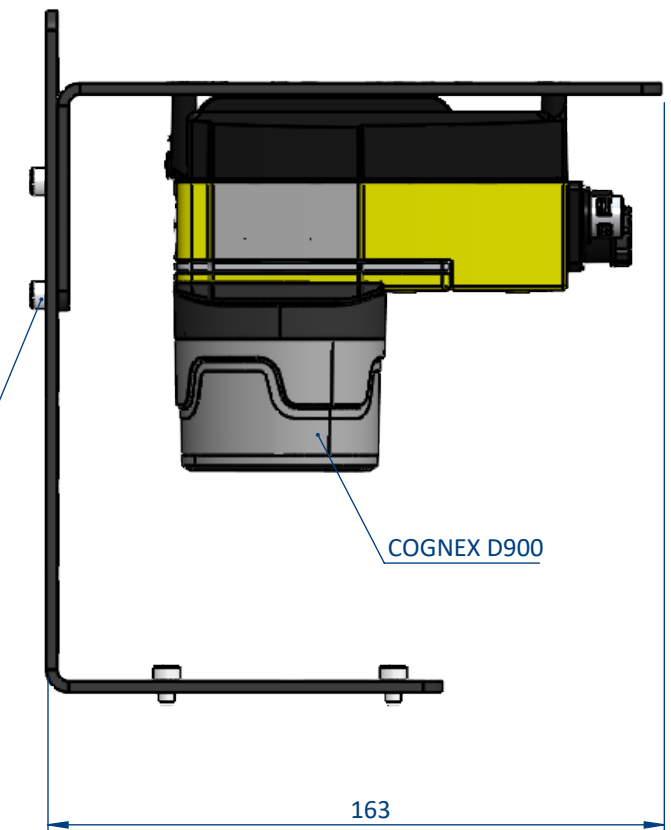



LIGHT MOUNTING HOLES:
RING: 4x M4X6 (CHC SCREWS INCLUDED)
SDOME/FD: 4x M4X8 (CHC SCREWS INCLUDED)

CAMERA MOUNTING HOLES:
4x M4 (SCREWS NOT INCLUDED)



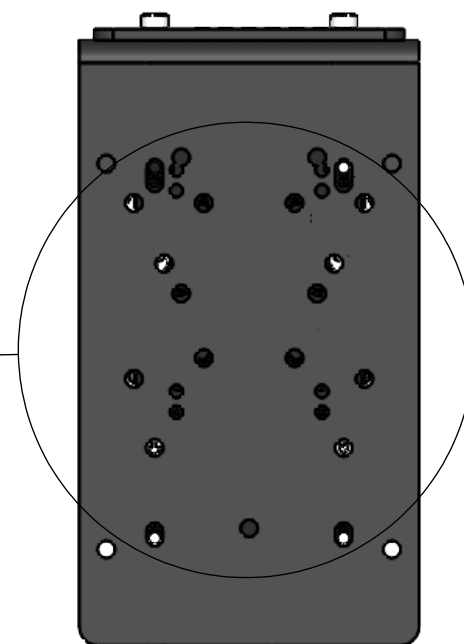
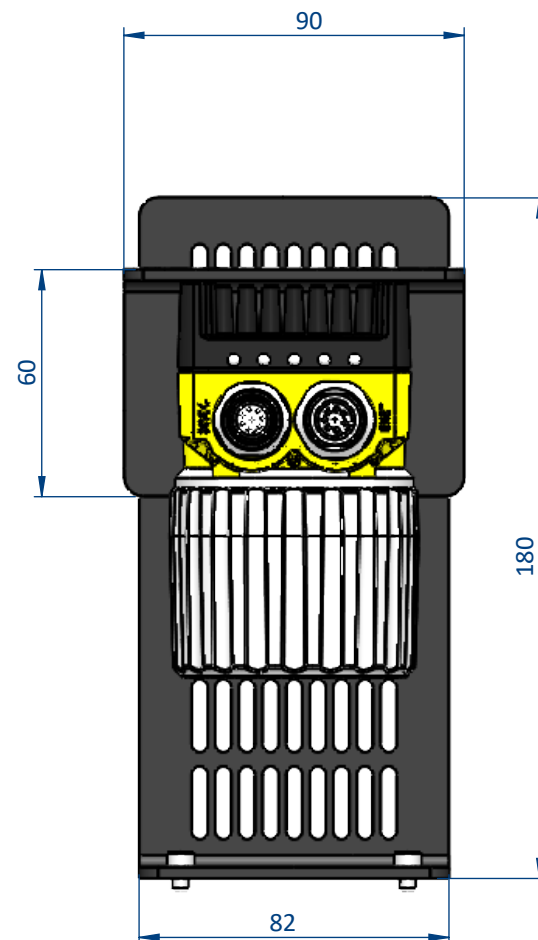
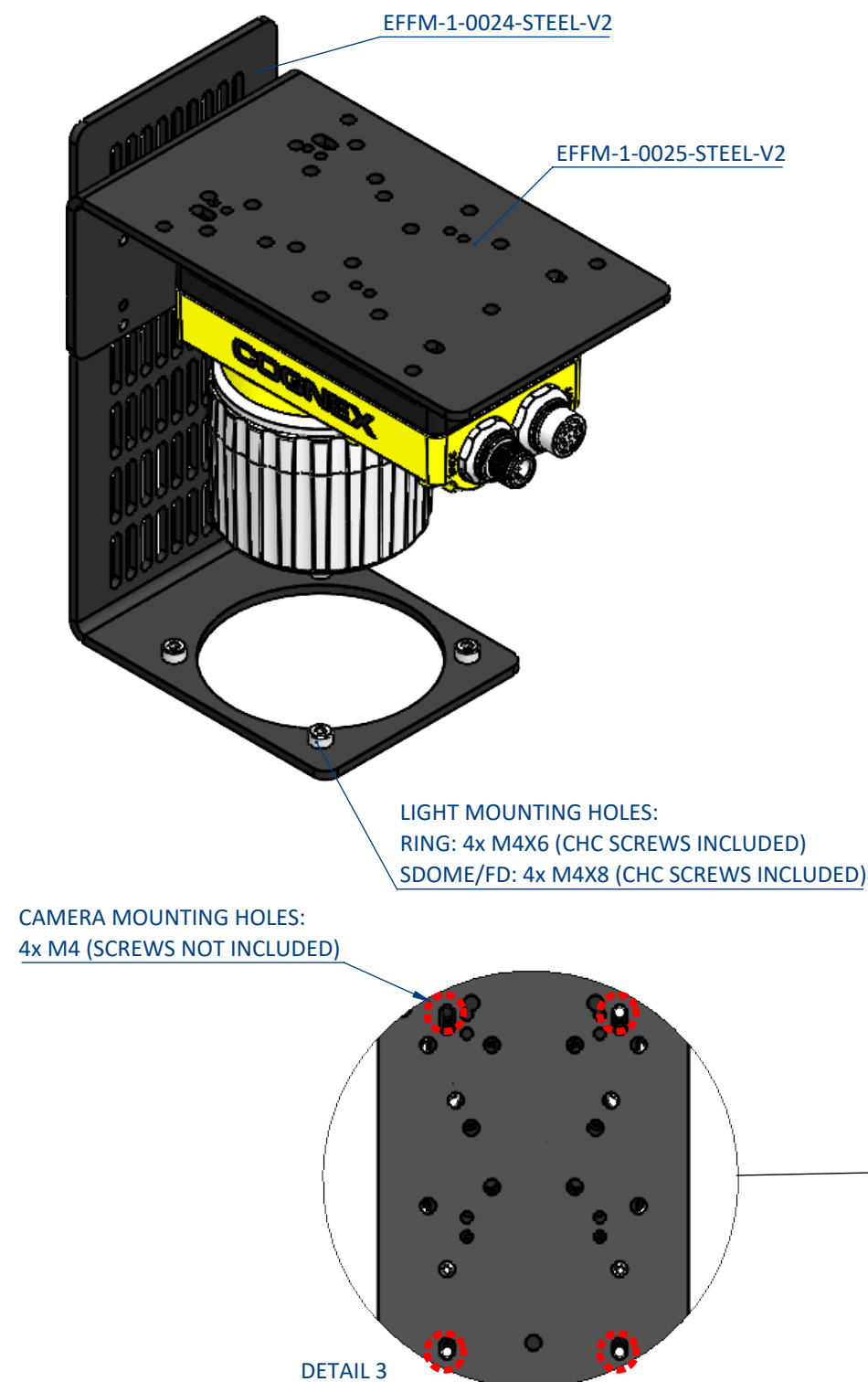
WORKING DISTANCE ADJUSTMENT:
4x M4X6 (CHC SCREWS INCLUDED)



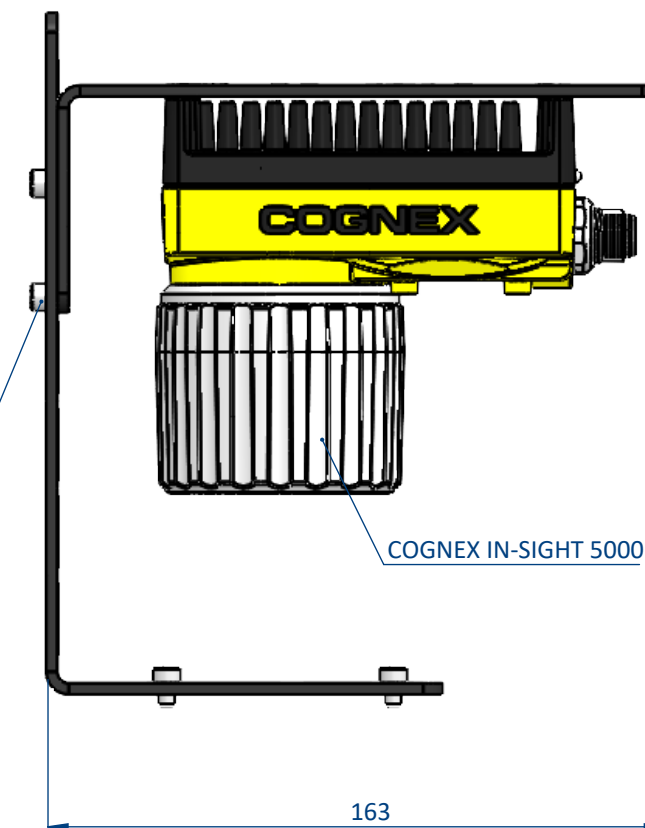
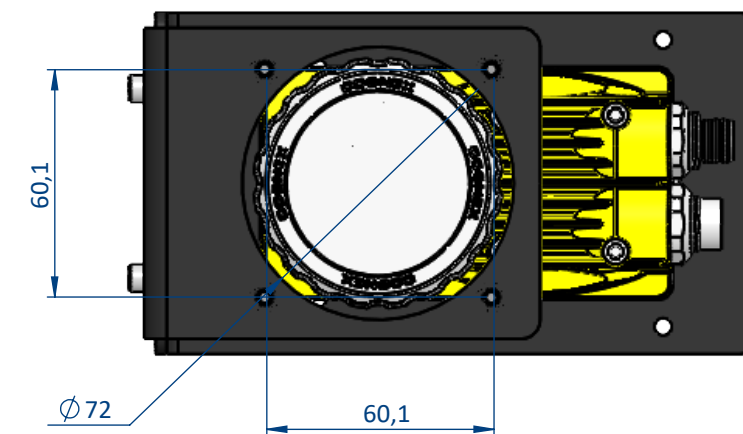
CAMERA COGNEX D900		1 Rue de Terre Neuve Mini Parc du Verger Bâtiment E 91940 Les Ulis, France	
Designation EFFM-1-HORI-STEEL-V2		Mail: sales@effilux.fr Tel : +33 9 72 52 70 03 www.effilux.com	
Revision /	Date 13/04/2021	Unit : mm	General Tolerances
Scale 1:2	Size A3	Page 2/15	ISO 2768 - fH-E
			


QUICK INSTRUCTION GUIDE

- 1-MOUNT THE CAMERA ON THE EFFM-1-0025-STEEL-V2
- 2-MOUNT THE 2 PARTS TOGETHER
- 3-CHOOSE YOUR WORKING DISTANCE
- 4-MOUNT THE BRACKET ON THE LIGHT



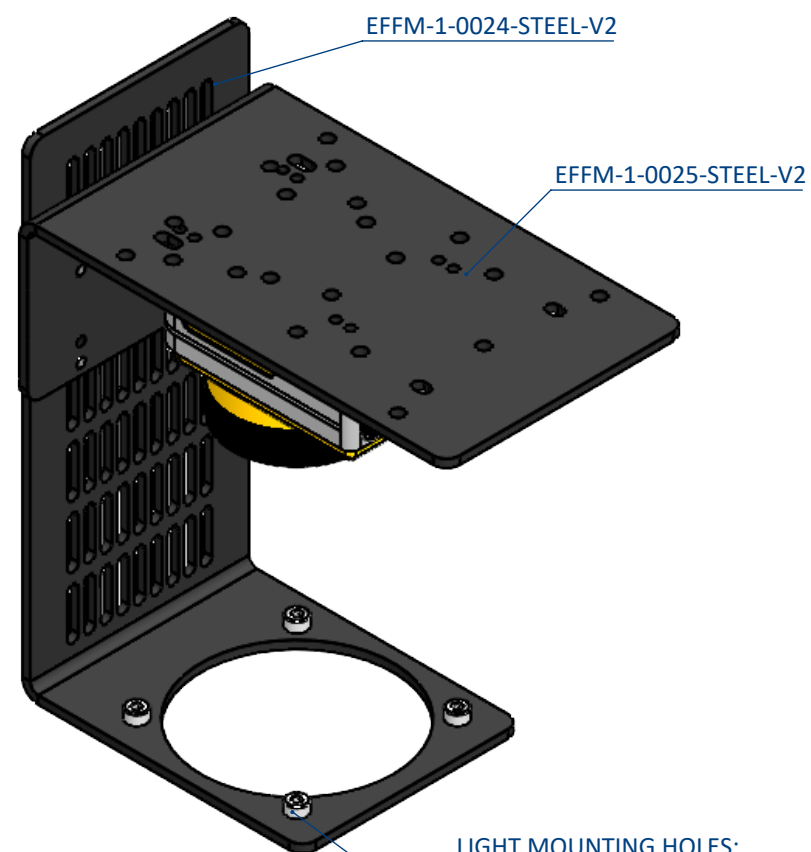
WORKING DISTANCE ADJUSTMENT:
4x M4X6 (CHC SCREWS INCLUDED)



CAMERA		1 Rue de Terre Neuve Mini Parc du Verger Bâtiment E 91940 Les Ulis, France	
COGNEX IN-SIGHT 5000			
Designation		Mail: sales@effilux.fr Tel : +33 9 72 52 70 03 www.effilux.com	
EFFM-1-HORI-STEEL-V2			
Revision /	Date 13/04/2021	Unit : mm	General Tolerances
Scale 1:2	Size A3	Page 3/15	ISO 2768 - fH-E
			

QUICK INSTRUCTION GUIDE

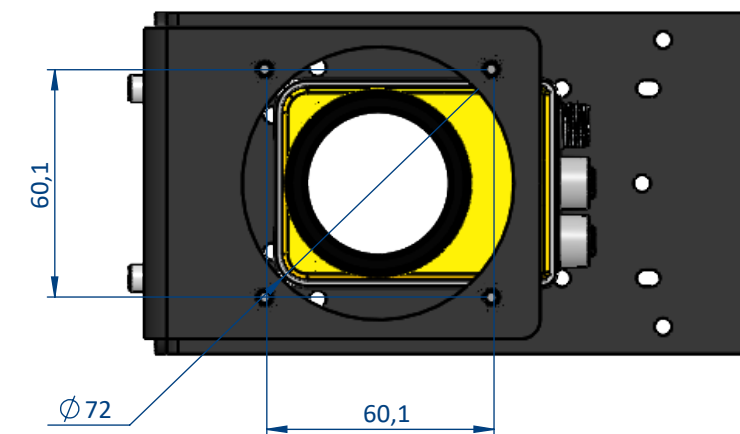
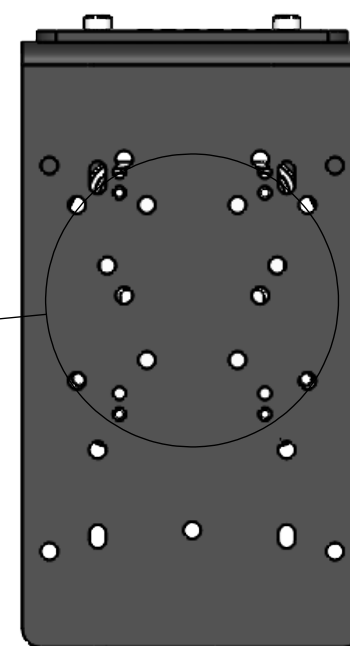
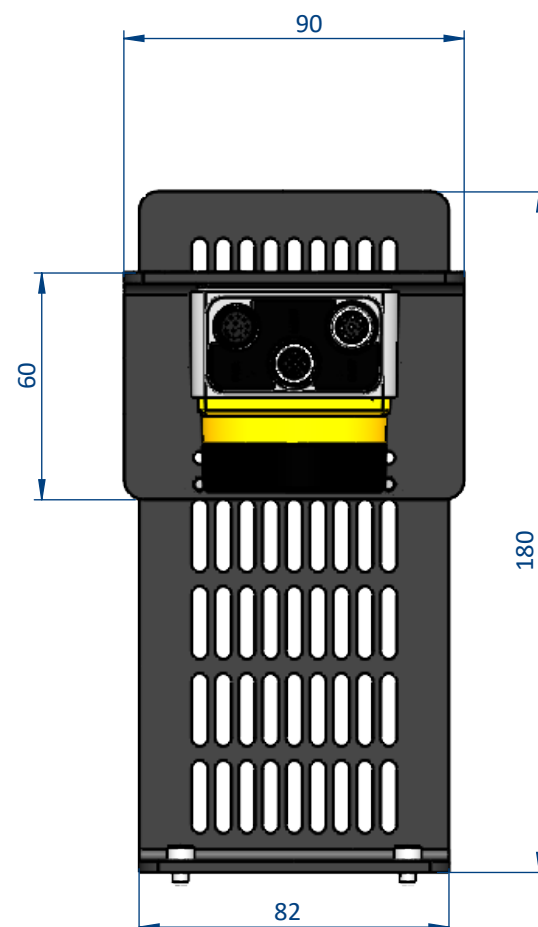
- 1-MOUNT THE CAMERA ON THE EFFM-1-0025-STEEL-V2
- 2-MOUNT THE 2 PARTS TOGETHER
- 3-CHOOSE YOUR WORKING DISTANCE
- 4-MOUNT THE BRACKET ON THE LIGHT



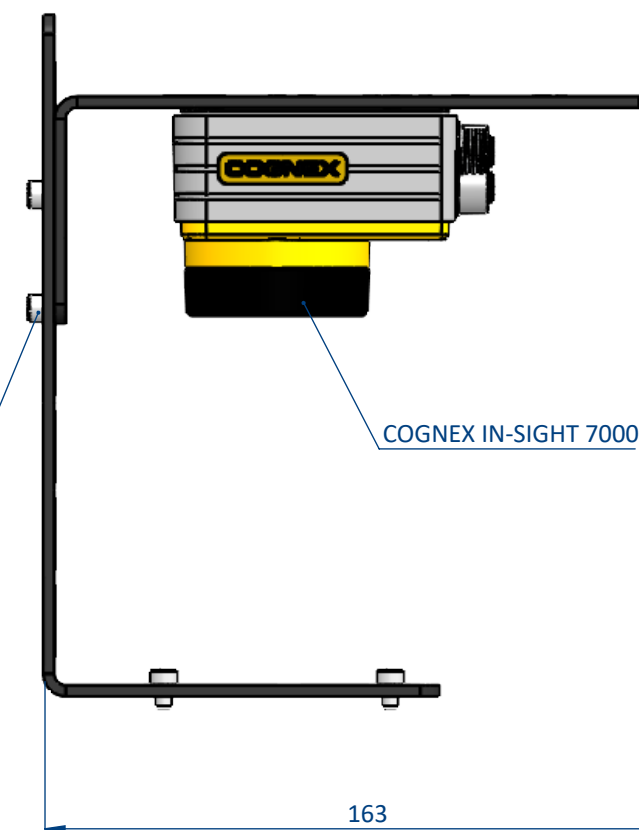
LIGHT MOUNTING HOLES:
RING: 4x M4X6 (CHC SCREWS INCLUDED)
SDOME/FD: 4x M4X8 (CHC SCREWS INCLUDED)


CAMERA MOUNTING HOLES:
4x M3 (SCREWS NOT INCLUDED)

DETAIL 4
SCALE 1 : 1



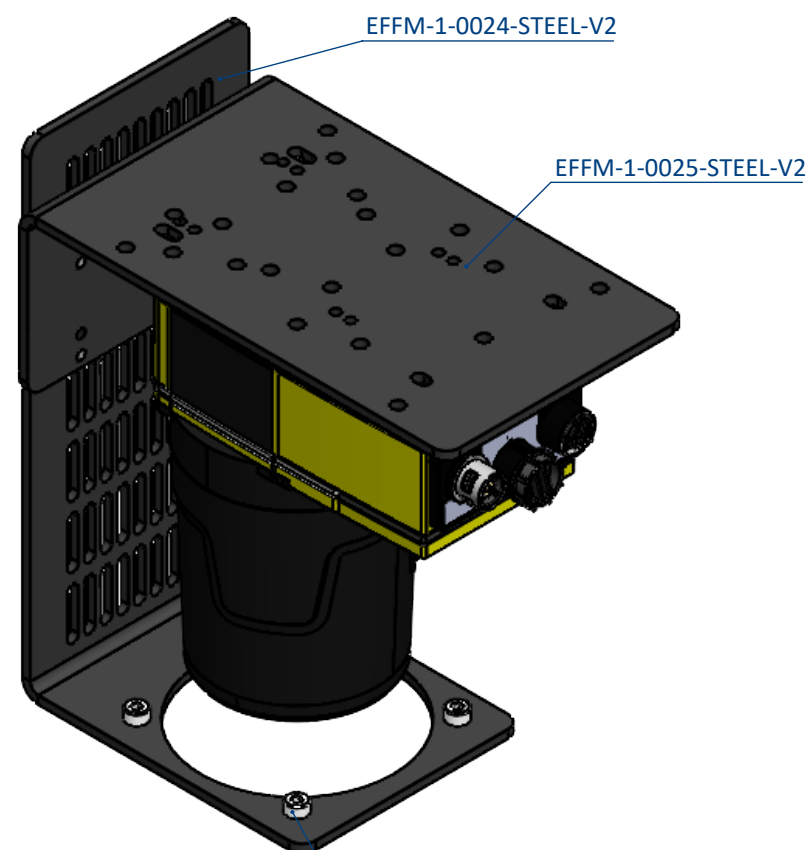
WORKING DISTANCE ADJUSTMENT:
4x M4X6 (CHC SCREWS INCLUDED)



CAMERA COGNEX IN-SIGHT 7000		1 Rue de Terre Neuve Mini Parc du Verger Bâtiment E 91940 Les Ulis, France	
Designation EFFM-1-HORI-STEEL-V2		Mail: sales@effilux.fr Tel : +33 9 72 52 70 03 www.effilux.com	
Revision /	Date 13/04/2021	Unit : mm	General Tolerances
Scale 1:2	Size A3	Page 4/15	ISO 2768 - fH-E
			

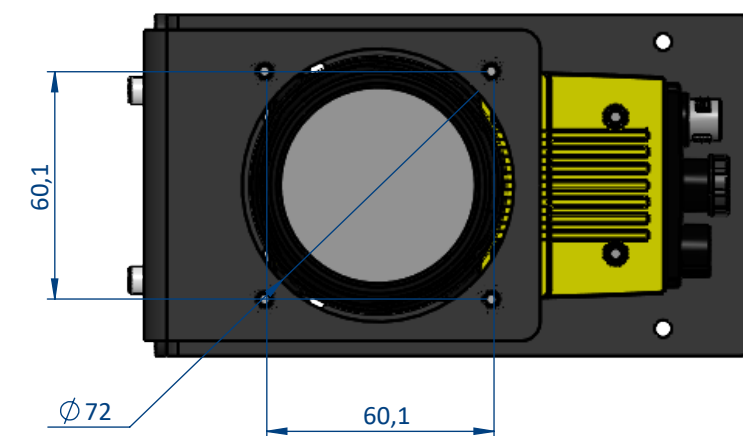
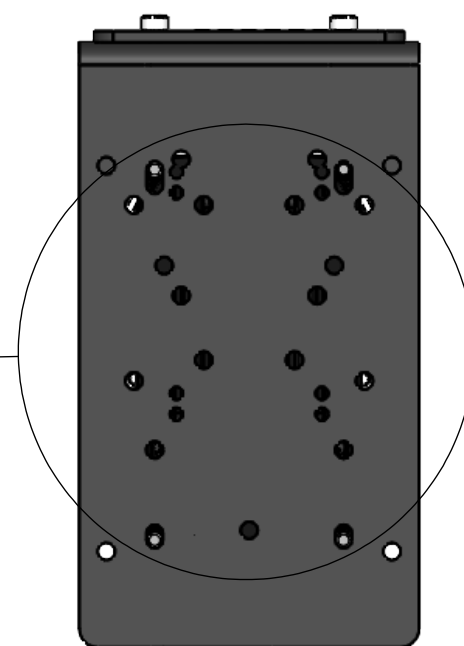
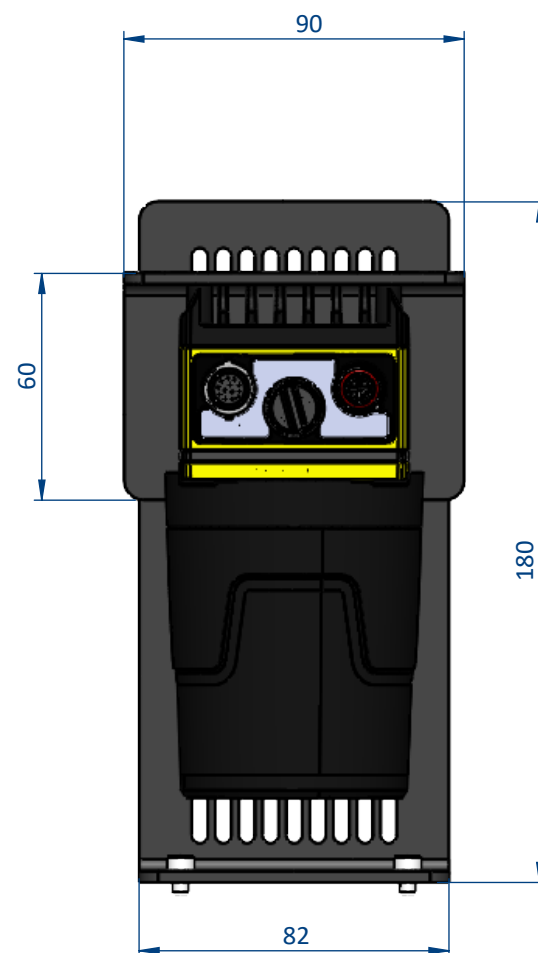
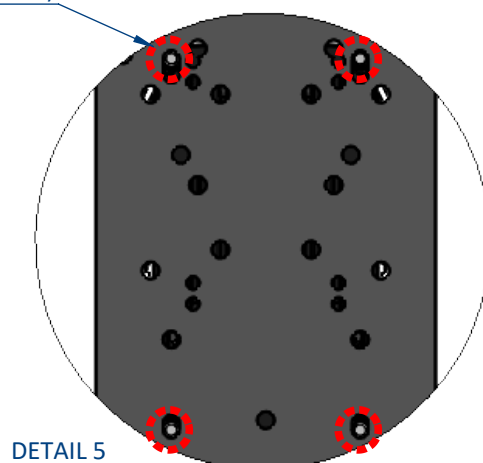
QUICK INSTRUCTION GUIDE

- 1-MOUNT THE CAMERA ON THE EFFM-1-0025-STEEL-V2
- 2-MOUNT THE 2 PARTS TOGETHER
- 3-CHOOSE YOUR WORKING DISTANCE
- 4-MOUNT THE BRACKET ON THE LIGHT

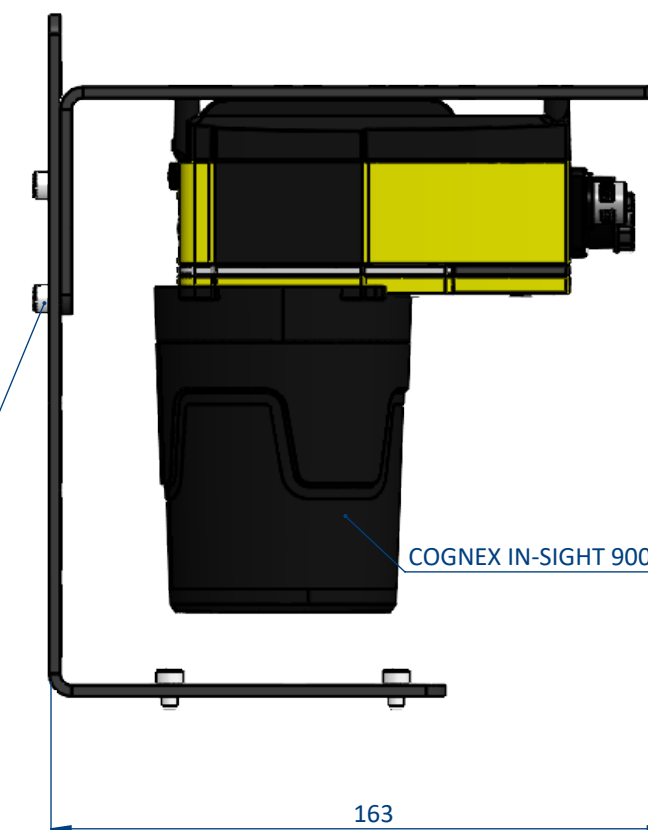




LIGHT MOUNTING HOLES:
RING: 4x M4X6 (CHC SCREWS INCLUDED)
SDOME/FD: 4x M4X8 (CHC SCREWS INCLUDED)

CAMERA MOUNTING HOLES:
4x M4 (SCREWS NOT INCLUDED)



WORKING DISTANCE ADJUSTMENT:
4x M4X6 (CHC SCREWS INCLUDED)



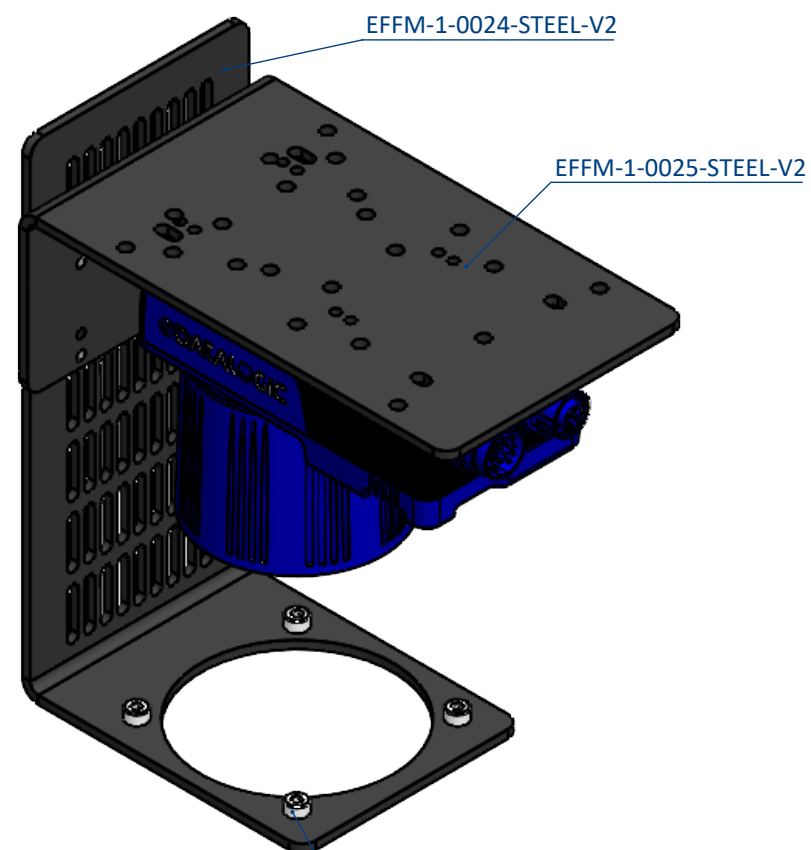
CAMERA				1 Rue de Terre Neuve Mini Parc du Verger Bâtiment E 91940 Les Ulis, France	
COGNEX IN-SIGHT 9000					
Designation				Mail: sales@effilux.fr Tel : +33 9 72 52 70 03 www.effilux.com	
EFFM-1-HORI-STEEL-V2					
Revision /		Date 13/04/2021	Unit : mm	General Tolerances	
Scale 1:2	Size A3	Page 5/15		ISO 2768 - fH-E	

THIS DOCUMENT AND THE INFORMATION IT CONTAINS ARE PROPERTY OF EFFILUX AND CONFIDENTIAL. THEY SHALL NOT BE REPRODUCED NOR DISCLOSED TO ANY PERSON EXCEPT TO THOSE HAVING A NEED TO KNOW THEM WITHOUT PRIOR WRITTEN CONSENT OF EFFILUX

CE DOCUMENT ET LES INFORMATIONS QU'IL CONTIENT SONT CONFIDENTIELS ET SONT LA PROPRIÉTÉ EXCLUSIVE DE EFFILUX. ILS NE DOIVENT ÊTRE COMMUNIQUÉS QU'ÀUX PERSONNES AYANT A EN CONNAÎTRE ET NE PEUVENT ÊTRE REPRODUITS NI DIVULGUÉS À TOUTE AUTRE PERSONNE SANS AUTORISATION PRÉALABLE ÉCRITE PAR EFFILUX

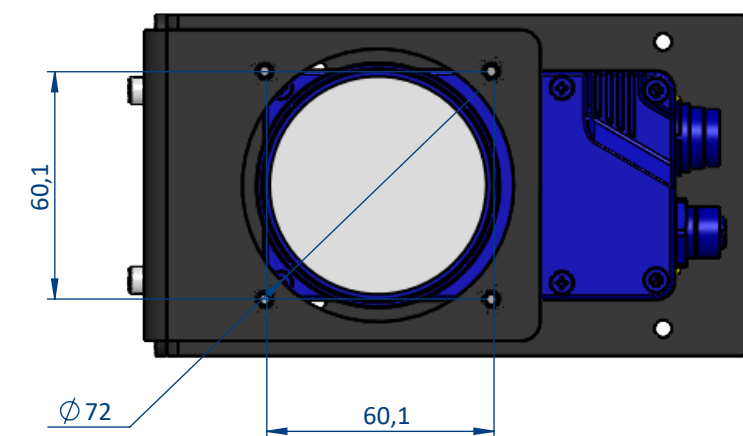
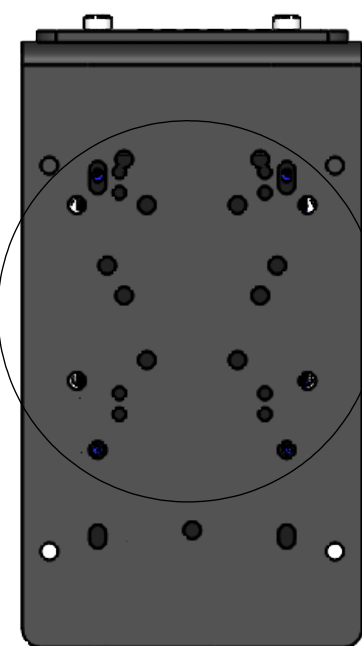
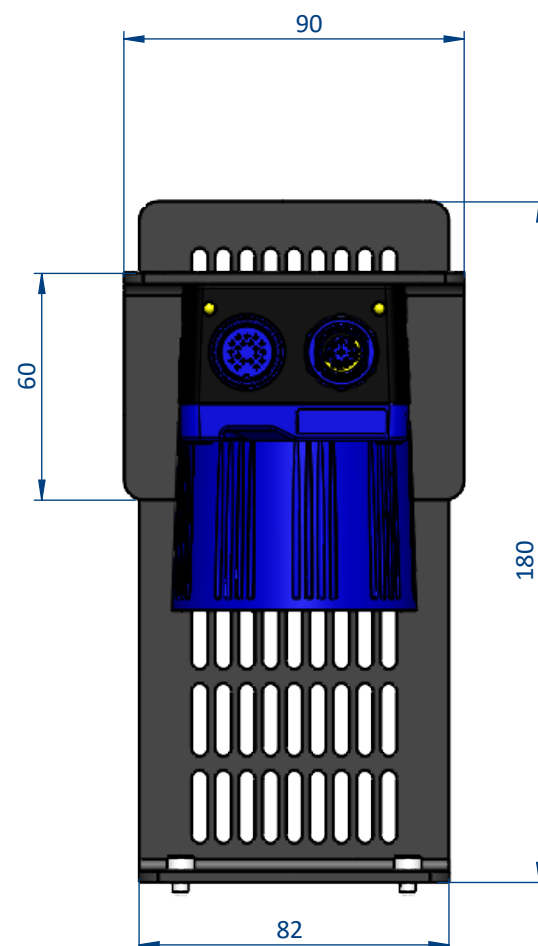
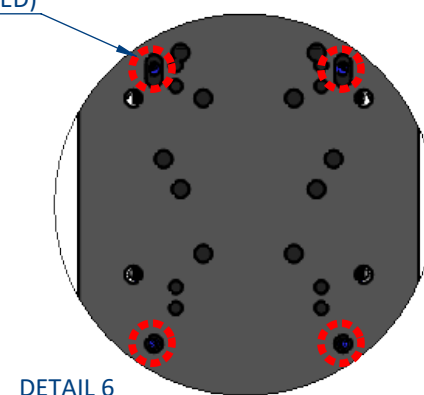
QUICK INSTRUCTION GUIDE

- 1-MOUNT THE CAMERA ON THE EFFM-1-0025-STEEL-V2
- 2-MOUNT THE 2 PARTS TOGETHER
- 3-CHOOSE YOUR WORKING DISTANCE
- 4-MOUNT THE BRACKET ON THE LIGHT

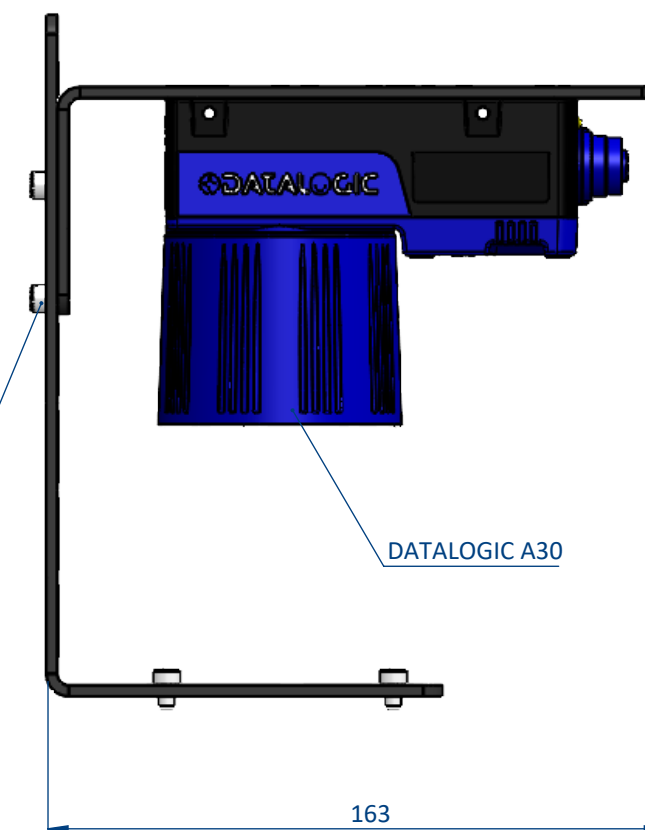



LIGHT MOUNTING HOLES:
RING: 4x M4X6 (CHC SCREWS INCLUDED)
SDOME/FD: 4x M4X8 (CHC SCREWS INCLUDED)

CAMERA MOUNTING HOLES:
4x M3 (SCREWS NOT INCLUDED)



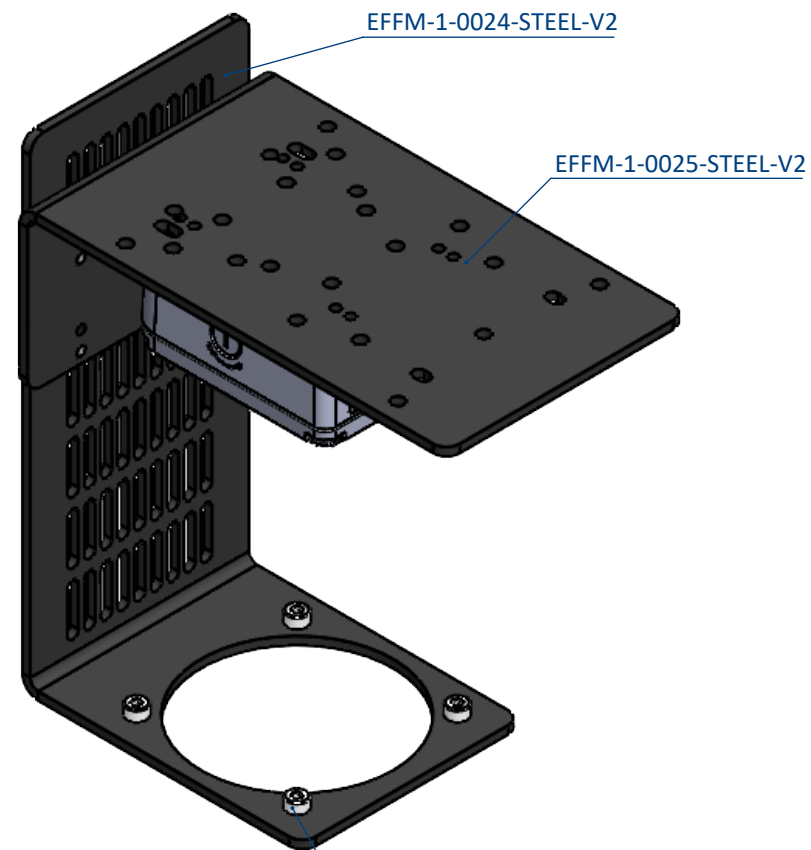
WORKING DISTANCE ADJUSTMENT:
4x M4X6 (CHC SCREWS INCLUDED)



CAMERA		1 Rue de Terre Neuve Mini Parc du Verger Bâtiment E 91940 Les Ulis, France	
Designation		Mail: sales@effilux.fr Tel : +33 9 72 52 70 03 www.effilux.com	
EFFM-1-HORI-STEEL-V2			
Revision /	Date 13/04/2021	Unit : mm	General Tolerances
Scale 1:2	Size A3	Page 6/15	ISO 2768 - fH-E
			

QUICK INSTRUCTION GUIDE

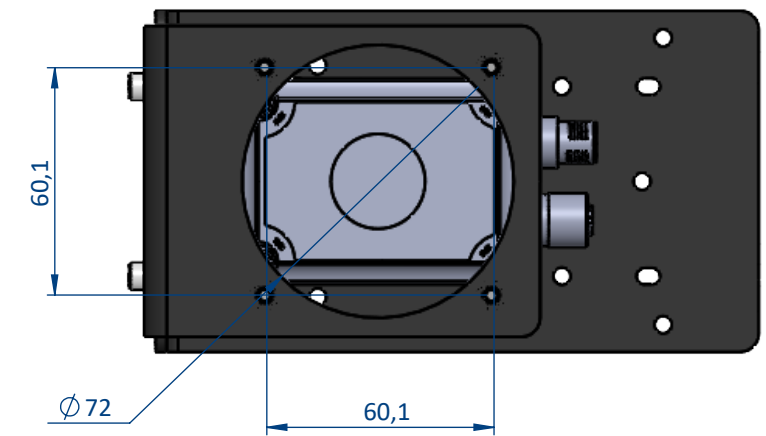
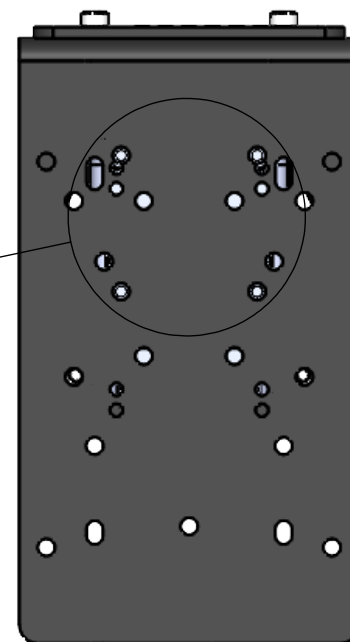
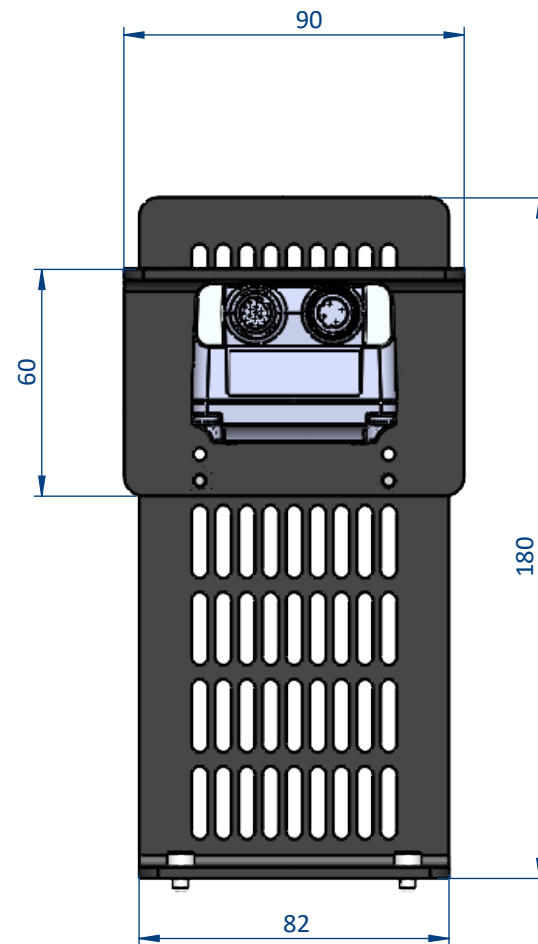
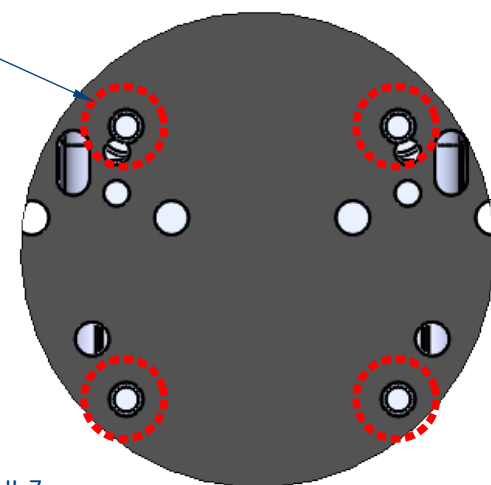
- 1-MOUNT THE CAMERA ON THE EFFM-1-0025-STEEL-V2
- 2-MOUNT THE 2 PARTS TOGETHER
- 3-CHOOSE YOUR WORKING DISTANCE
- 4-MOUNT THE BRACKET ON THE LIGHT



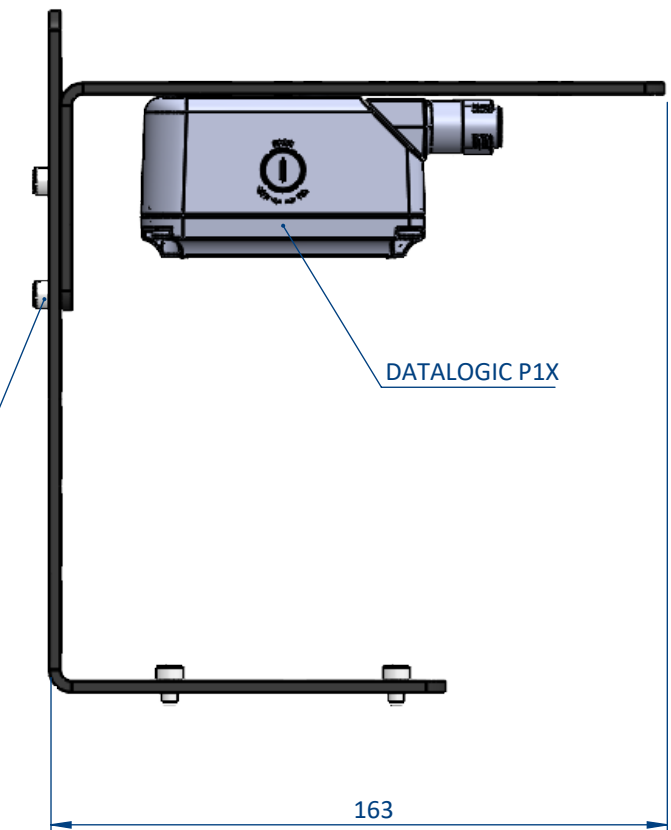
LIGHT MOUNTING HOLES:
RING: 4x M4X6 (CHC SCREWS INCLUDED)
SDOME/FD: 4x M4X8 (CHC SCREWS INCLUDED)


CAMERA MOUNTING HOLES:
4x M4 (SCREWS NOT INCLUDED)

DETAIL 7
SCALE 1 : 1



WORKING DISTANCE ADJUSTMENT:
4x M4X6 (CHC SCREWS INCLUDED)



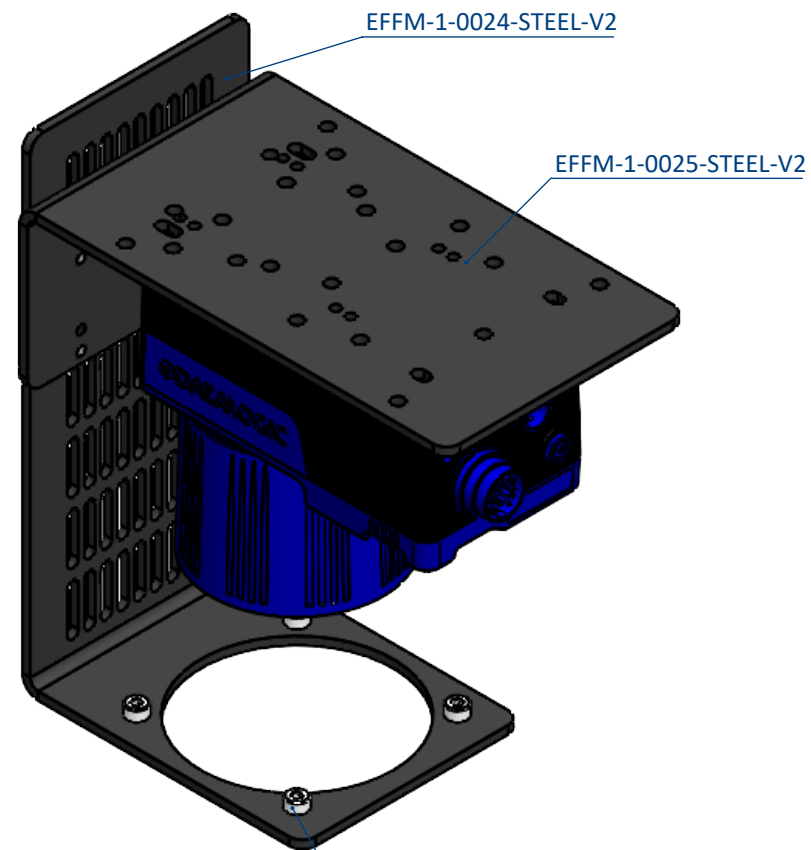
CAMERA DATALOGIC P1X				1 Rue de Terre Neuve Mini Parc du Verger Bâtiment E 91940 Les Ulis, France	
Designation EFFM-1-HORI-STEEL-V2				Mail: sales@effilux.fr Tel : +33 9 72 52 70 03 www.effilux.com	
Revision /	Date 13/04/2021	Unit : mm	General Tolerances		
Scale 1:2	Size A3	Page 7/15	ISO 2768 - fH-E		

THIS DOCUMENT AND THE INFORMATION IT CONTAINS ARE PROPERTY OF EFFILUX AND CONFIDENTIAL. THEY SHALL NOT BE REPRODUCED NOR DISCLOSED TO ANY PERSON EXCEPT TO THOSE HAVING A NEED TO KNOW THEM WITHOUT PRIOR WRITTEN CONSENT OF EFFILUX

CE DOCUMENT ET LES INFORMATIONS QU'IL CONTIENT SONT CONFIDENTIELS ET SONT LA PROPRIETE EXCLUSIVE DE EFFILUX. ILS NE DOIVENT ETRE COMMUNIQUEES QU'aux PERSONNES AYANT A EN CONNAITRE ET NE PEUVENT ETRE REPRODUITS NI DIVULGUES A TOUTE AUTRE PERSONNE SANS AUTORISATION PREALABLE ECRITE PAR EFFILUX

QUICK INSTRUCTION GUIDE

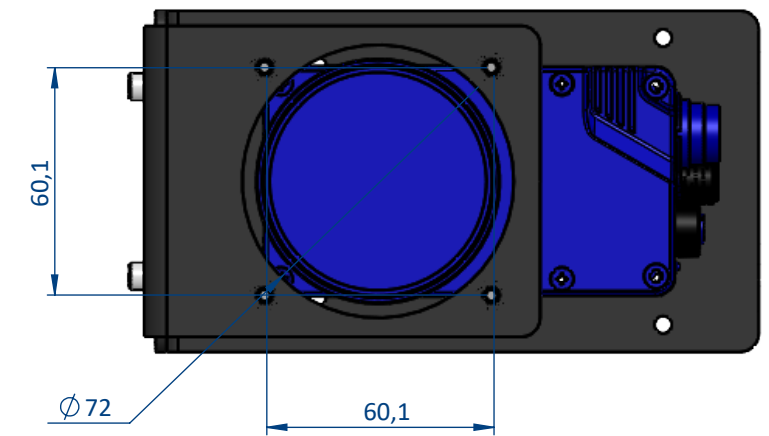

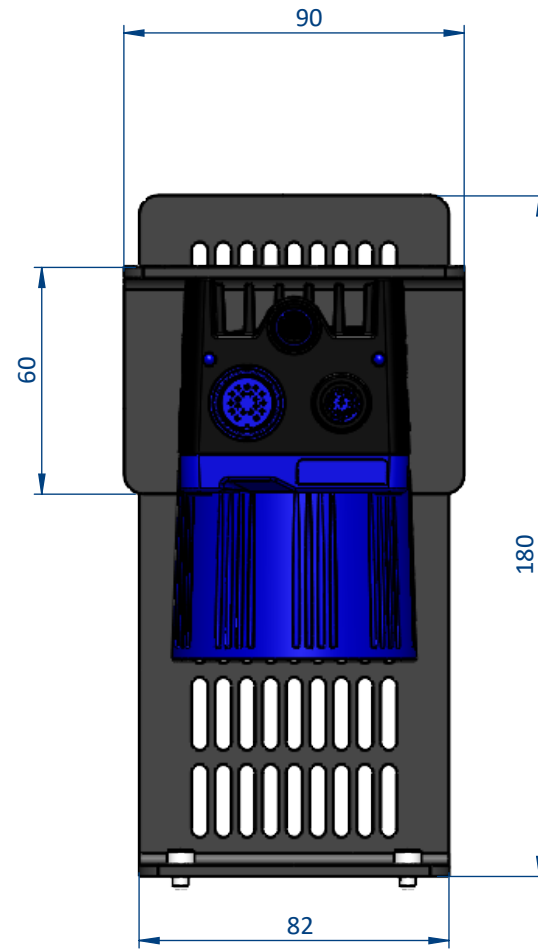
- 1-MOUNT THE CAMERA ON THE EFFM-1-0025-STEEL-V2
- 2-MOUNT THE 2 PARTS TOGETHER
- 3-CHOOSE YOUR WORKING DISTANCE
- 4-MOUNT THE BRACKET ON THE LIGHT



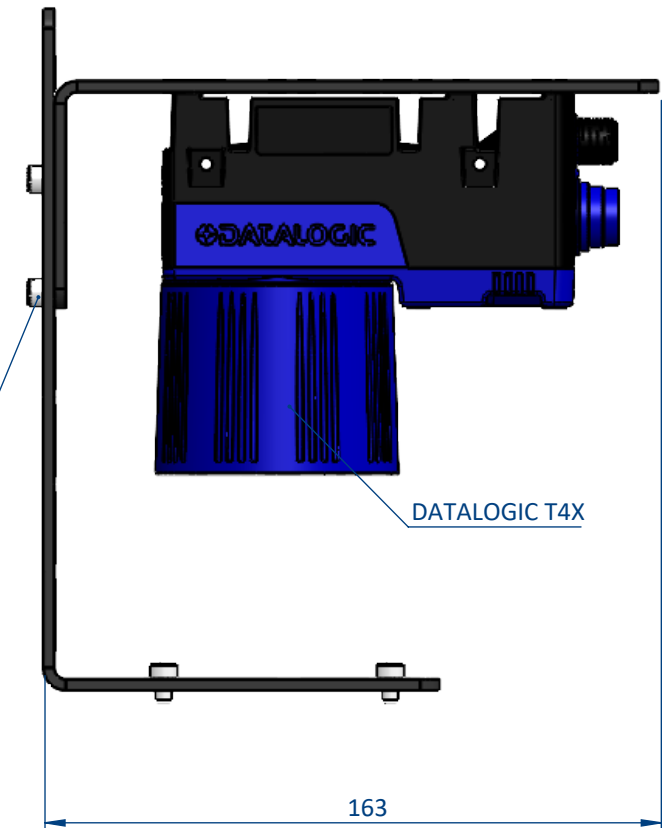
LIGHT MOUNTING HOLES:
RING: 4x M4X6 (CHC SCREWS INCLUDED)
SDOME/FD: 4x M4X8 (CHC SCREWS INCLUDED)


CAMERA MOUNTING HOLES:
4x M3 (SCREWS NOT INCLUDED)

DETAIL 8



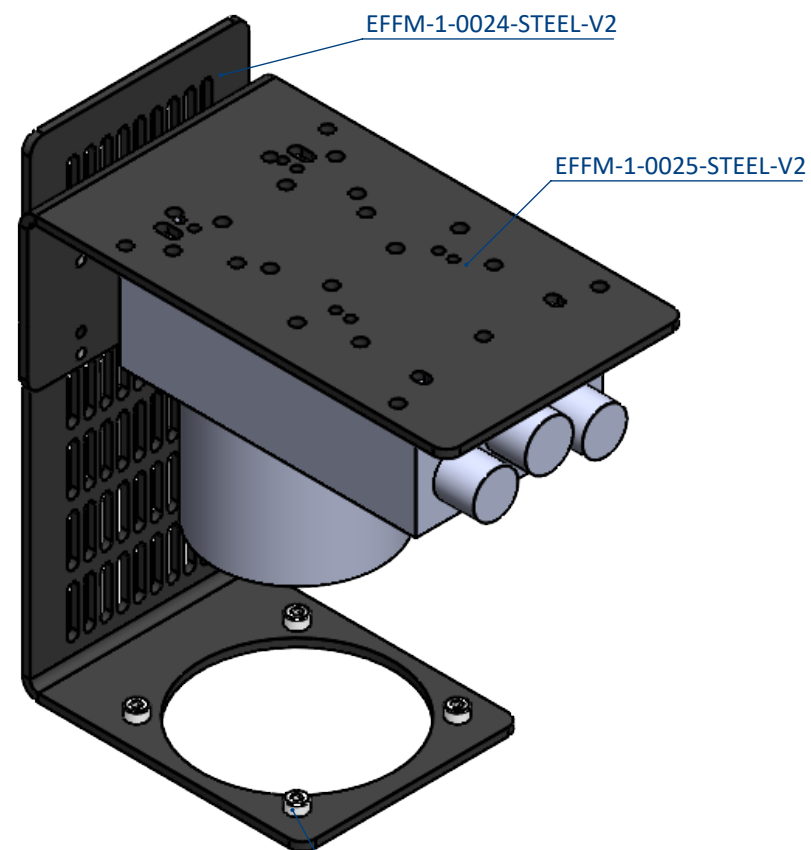
WORKING DISTANCE ADJUSTMENT:
4x M4X6 (CHC SCREWS INCLUDED)



CAMERA DATALOGIC T4X		1 Rue de Terre Neuve Mini Parc du Verger Bâtiment E 91940 Les Ulis, France	
Designation EFFM-1-HORI-STEEL-V2		Mail: sales@effilux.fr Tel : +33 9 72 52 70 03 www.effilux.com	
Revision /	Date 13/04/2021	Unit : mm	General Tolerances
Scale 1:2	Size A3	Page 8/15	ISO 2768 - fH-E
			

QUICK INSTRUCTION GUIDE

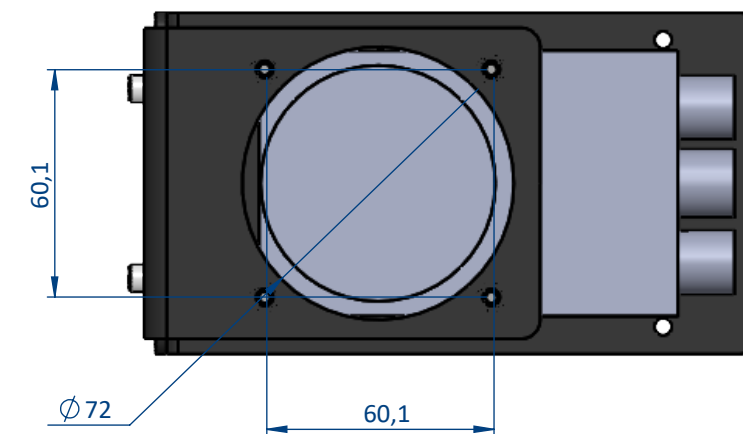
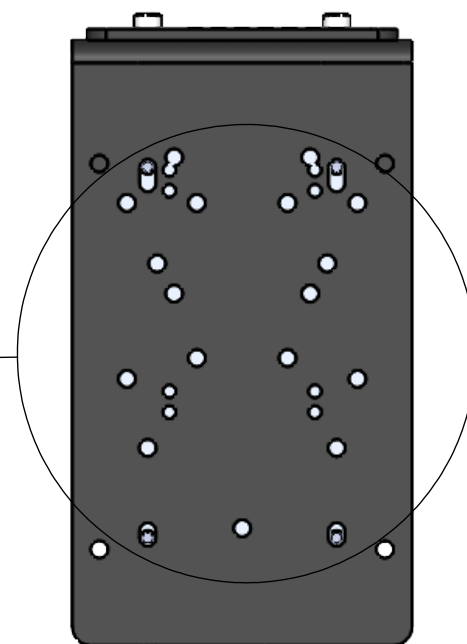
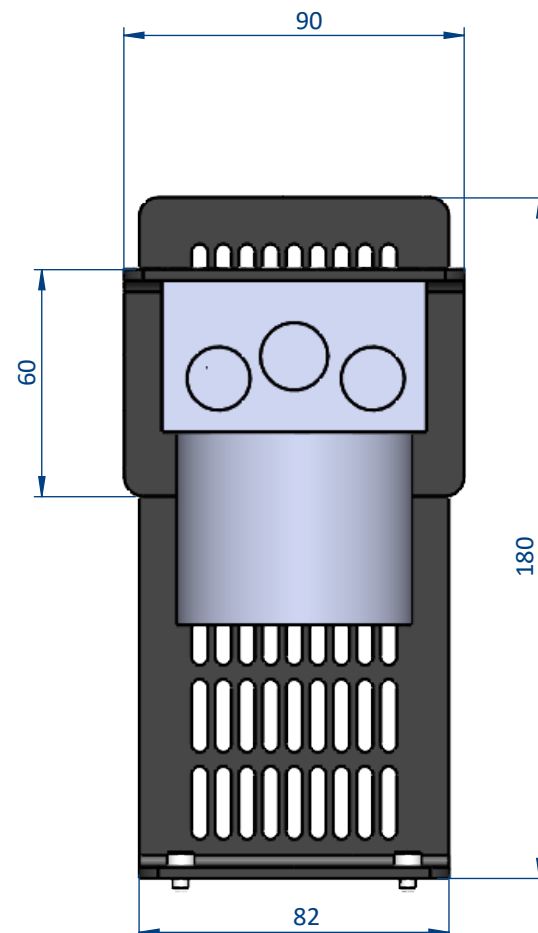
- 1-MOUNT THE CAMERA ON THE EFFM-1-0025-STEEL-V2
- 2-MOUNT THE 2 PARTS TOGETHER
- 3-CHOOSE YOUR WORKING DISTANCE
- 4-MOUNT THE BRACKET ON THE LIGHT



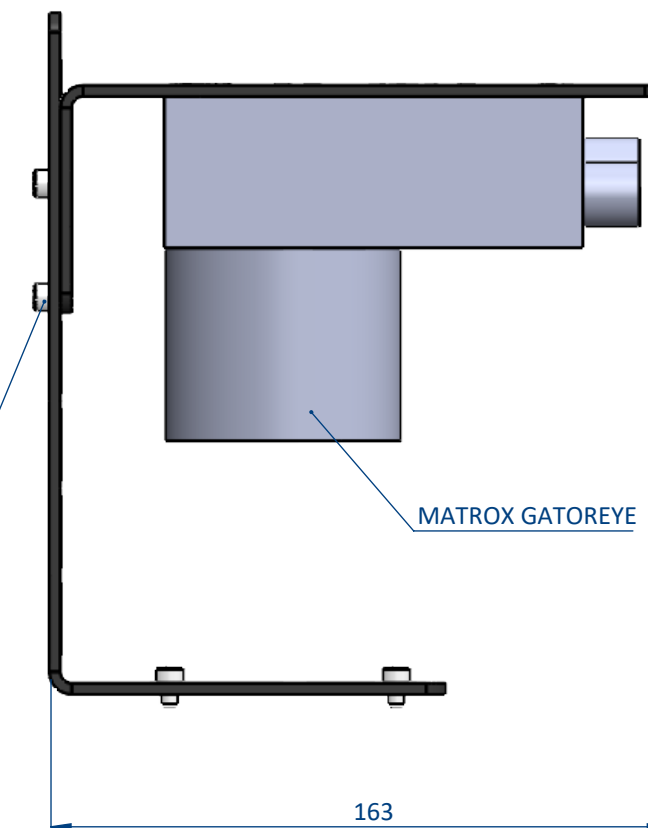
LIGHT MOUNTING HOLES:
RING: 4x M4X6 (CHC SCREWS INCLUDED)
SDOME/FD: 4x M4X8 (CHC SCREWS INCLUDED)


CAMERA MOUNTING HOLES:
4x M4 (SCREWS NOT INCLUDED)

DETAIL 9



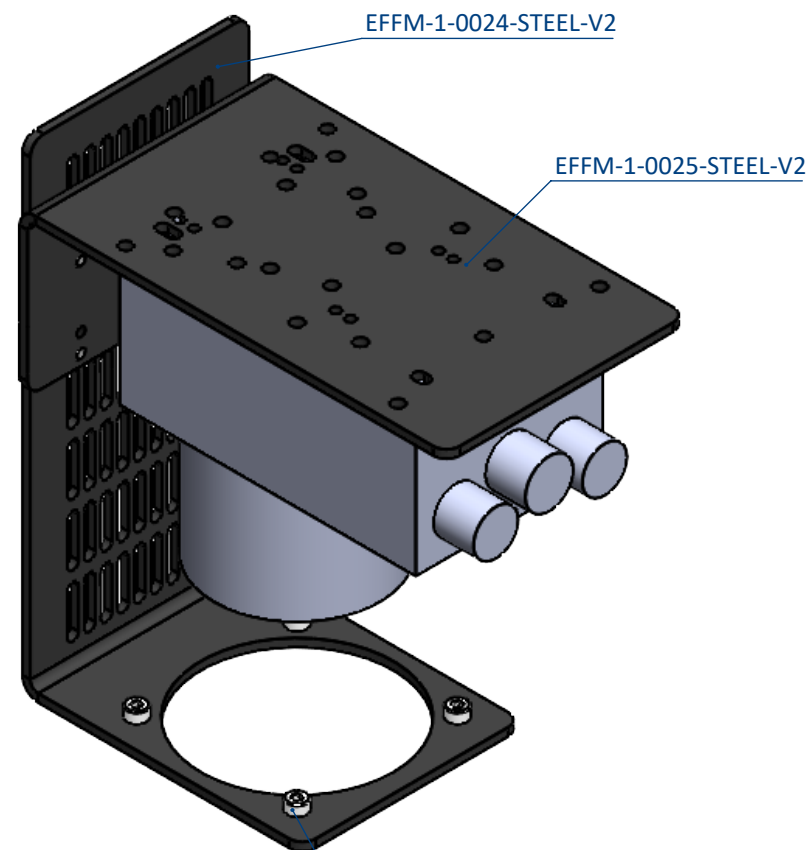
WORKING DISTANCE ADJUSTMENT:
4x M4X6 (CHC SCREWS INCLUDED)



CAMERA				1 Rue de Terre Neuve Mini Parc du Verger Bâtiment E 91940 Les Ulis, France	
MATROX GATOREYE					
Designation				Mail: sales@effilux.fr Tel : +33 9 72 52 70 03 www.effilux.com	
EFFM-1-HORI-STEEL-V2					
Revision /	Date 13/04/2021	Unit : mm	General Tolerances		
Scale 1:2	Size A3	Page 9/15	ISO 2768 - fH-E		

QUICK INSTRUCTION GUIDE

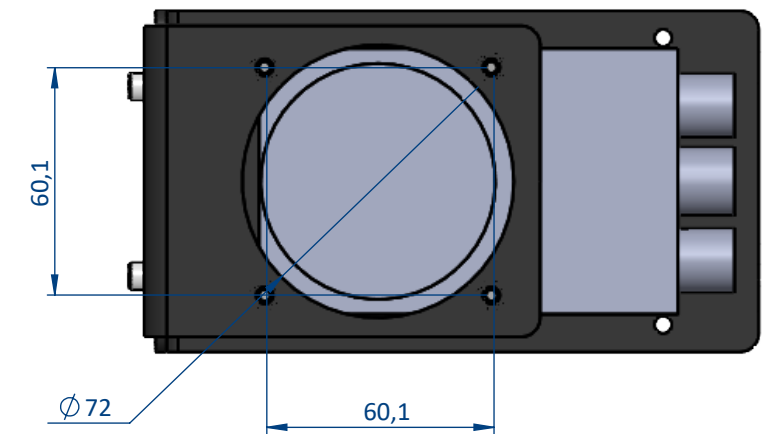
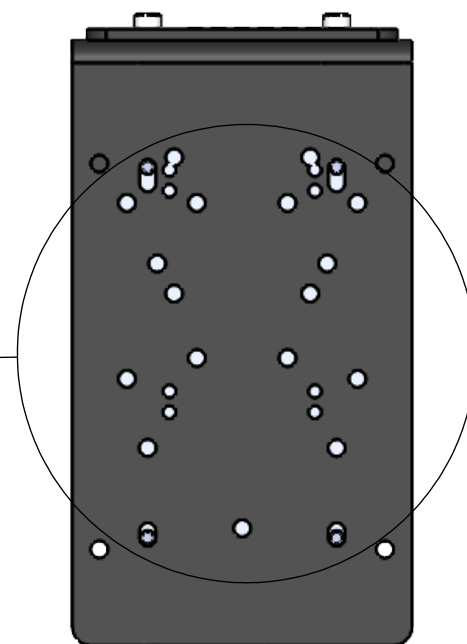
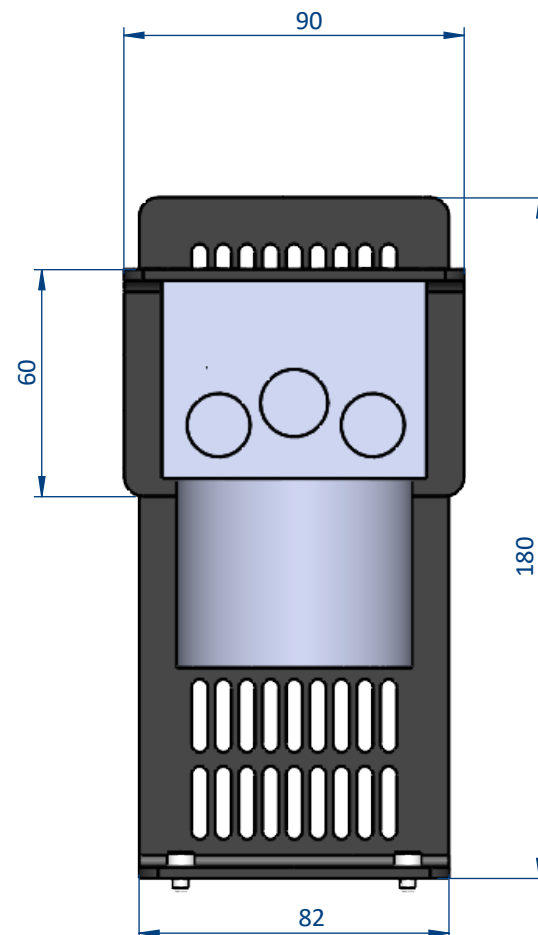
- 1-MOUNT THE CAMERA ON THE EFFM-1-0025-STEEL-V2
- 2-MOUNT THE 2 PARTS TOGETHER
- 3-CHOOSE YOUR WORKING DISTANCE
- 4-MOUNT THE BRACKET ON THE LIGHT



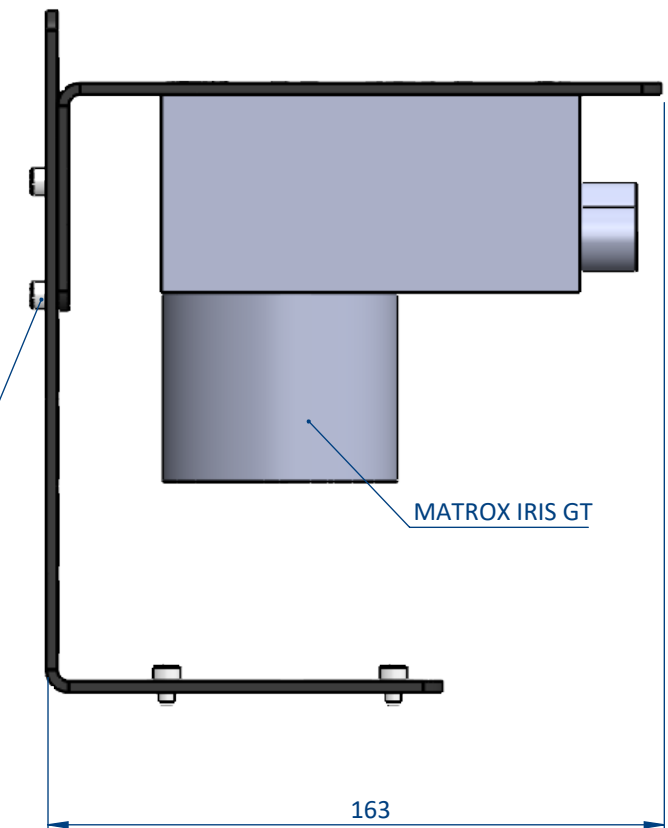
LIGHT MOUNTING HOLES:
RING: 4x M4X6 (CHC SCREWS INCLUDED)
SDOME/FD: 4x M4X8 (CHC SCREWS INCLUDED)



CAMERA MOUNTING HOLES:
4x M4 (SCREWS NOT INCLUDED)

DETAIL 10



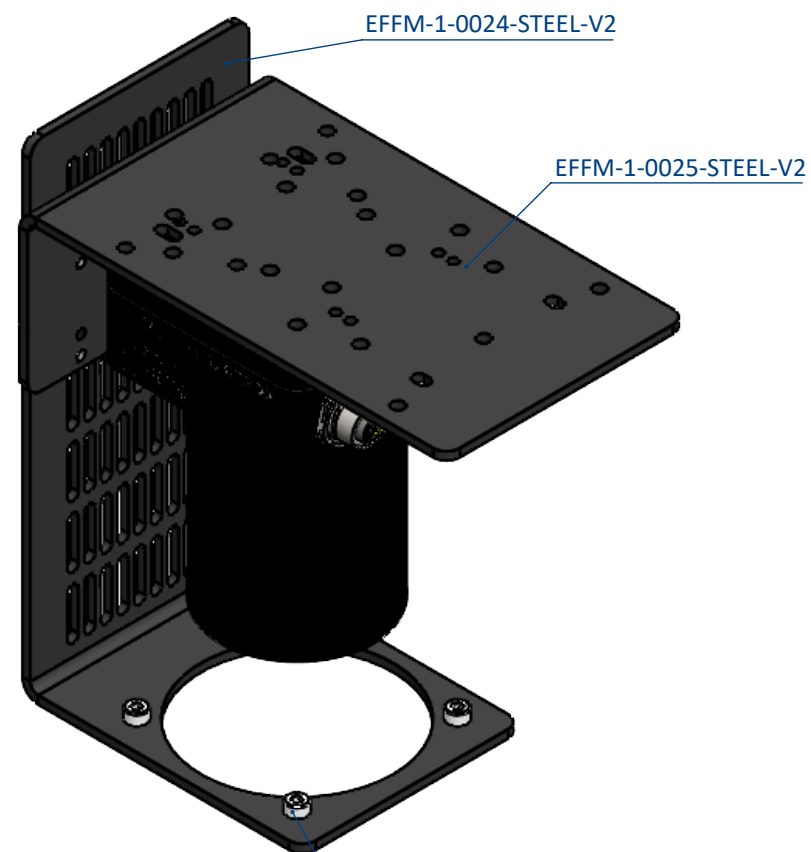
WORKING DISTANCE ADJUSTMENT:
4x M4X6 (CHC SCREWS INCLUDED)



CAMERA				1 Rue de Terre Neuve Mini Parc du Verger Bâtiment E 91940 Les Ulis, France	
MATROX IRIS GT					
Designation				Mail: sales@effilux.fr Tel : +33 9 72 52 70 03 www.effilux.com	
EFFM-1-HORI-STEEL-V2					
Revision /		Date 13/04/2021		Unit : mm	General Tolerances
Scale 1:2	Size A3	Page 10/15		ISO 2768 - fH-E	

QUICK INSTRUCTION GUIDE

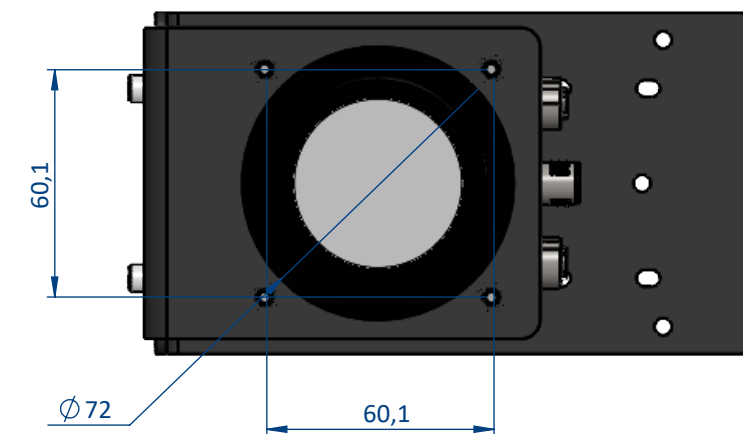
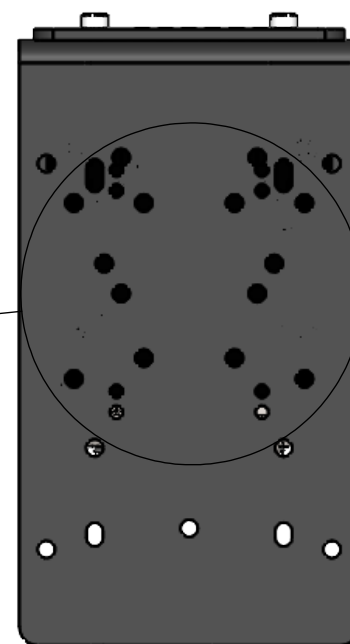
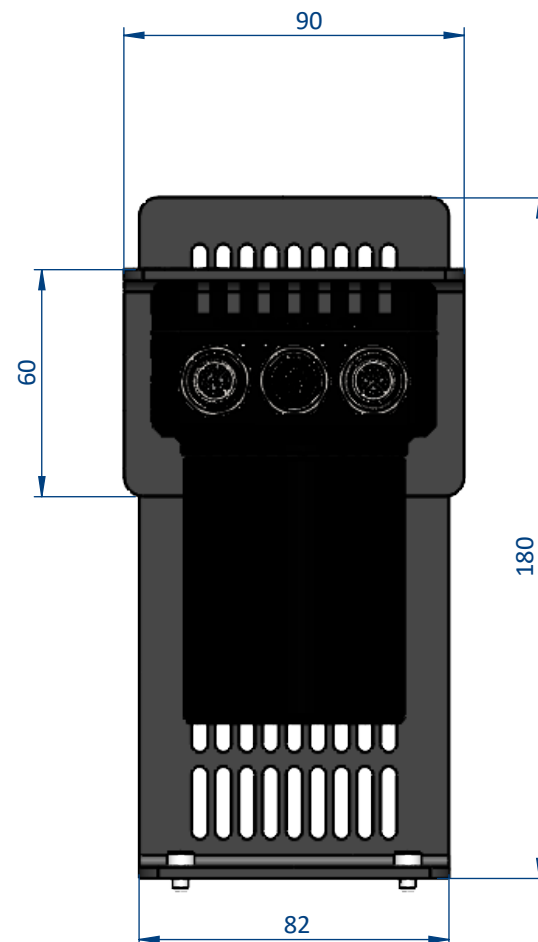
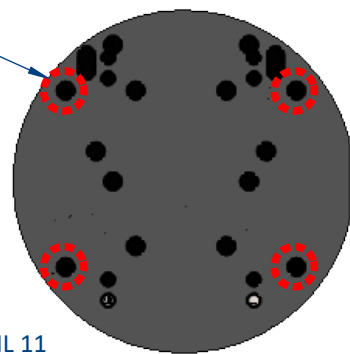
- 1-MOUNT THE CAMERA ON THE EFFM-1-0025-STEEL-V2
- 2-MOUNT THE 2 PARTS TOGETHER
- 3-CHOOSE YOUR WORKING DISTANCE
- 4-MOUNT THE BRACKET ON THE LIGHT



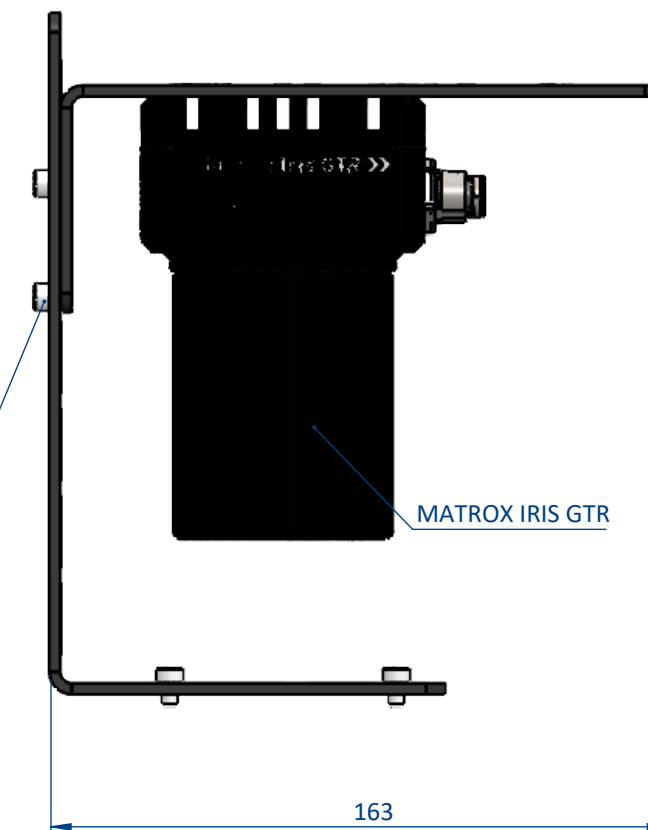
LIGHT MOUNTING HOLES:
RING: 4x M4X6 (CHC SCREWS INCLUDED)
SDOME/FD: 4x M4X8 (CHC SCREWS INCLUDED)


CAMERA MOUNTING HOLES:
4x M4 (SCREWS NOT INCLUDED)

DETAIL 11



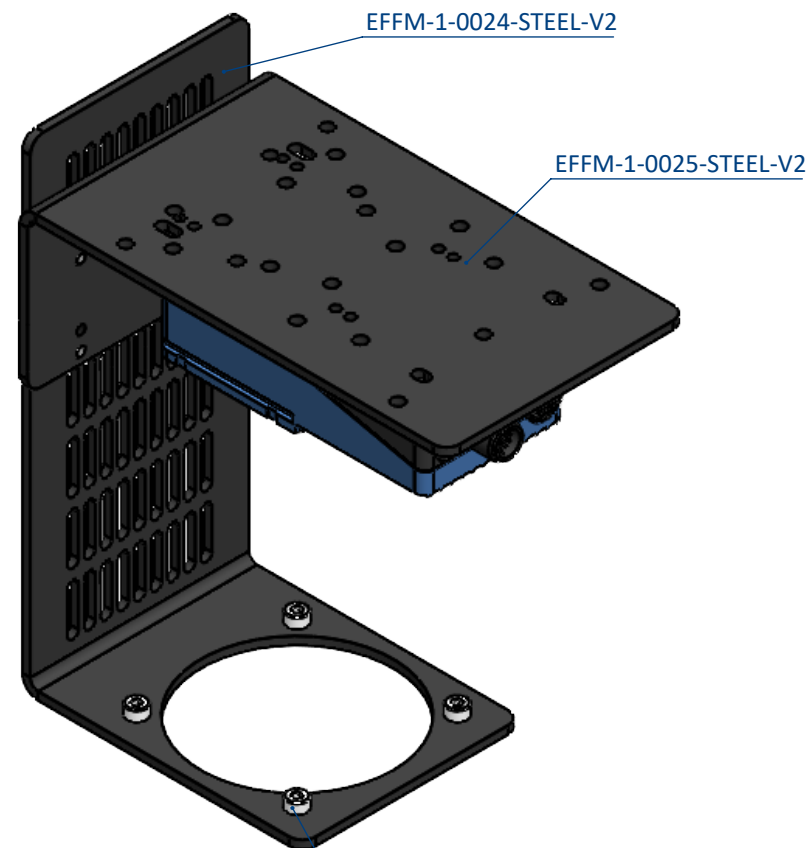
WORKING DISTANCE ADJUSTMENT:
4x M4X6 (CHC SCREWS INCLUDED)



CAMERA		1 Rue de Terre Neuve Mini Parc du Verger Bâtiment E 91940 Les Ulis, France	
MATROX IRIS GTR			
Designation		Mail: sales@effilux.fr Tel : +33 9 72 52 70 03 www.effilux.com	
EFFM-1-HORI-STEEL-V2			
Revision /	Date 13/04/2021	Unit : mm	General Tolerances
Scale 1:2	Size A3	Page 11/15	ISO 2768 - fH-E
			

QUICK INSTRUCTION GUIDE

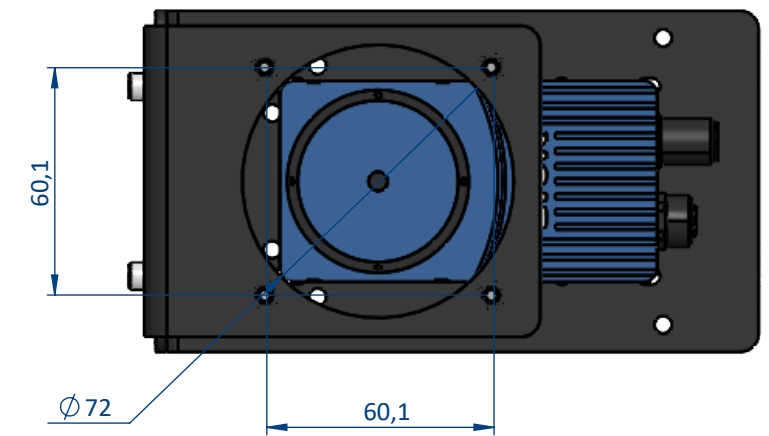
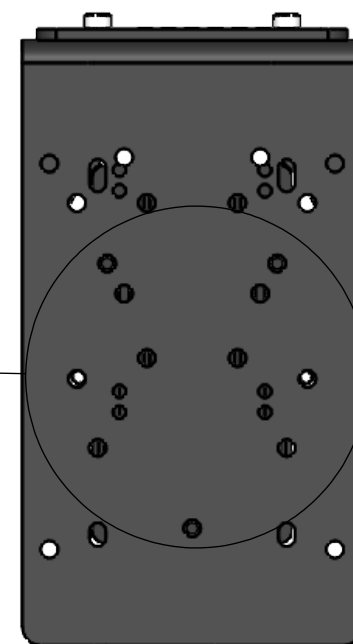
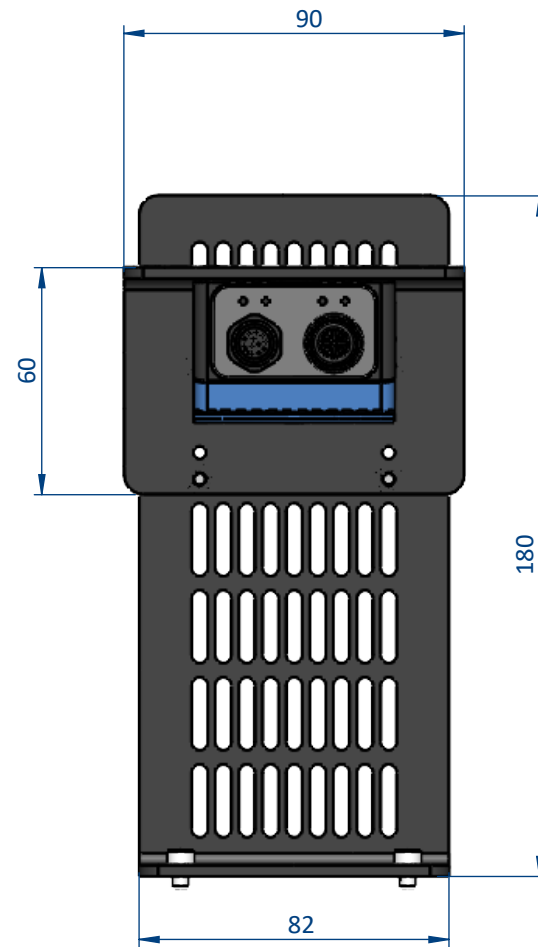
- 1-MOUNT THE CAMERA ON THE EFFM-1-0025-STEEL-V2
- 2-MOUNT THE 2 PARTS TOGETHER
- 3-CHOOSE YOUR WORKING DISTANCE
- 4-MOUNT THE BRACKET ON THE LIGHT



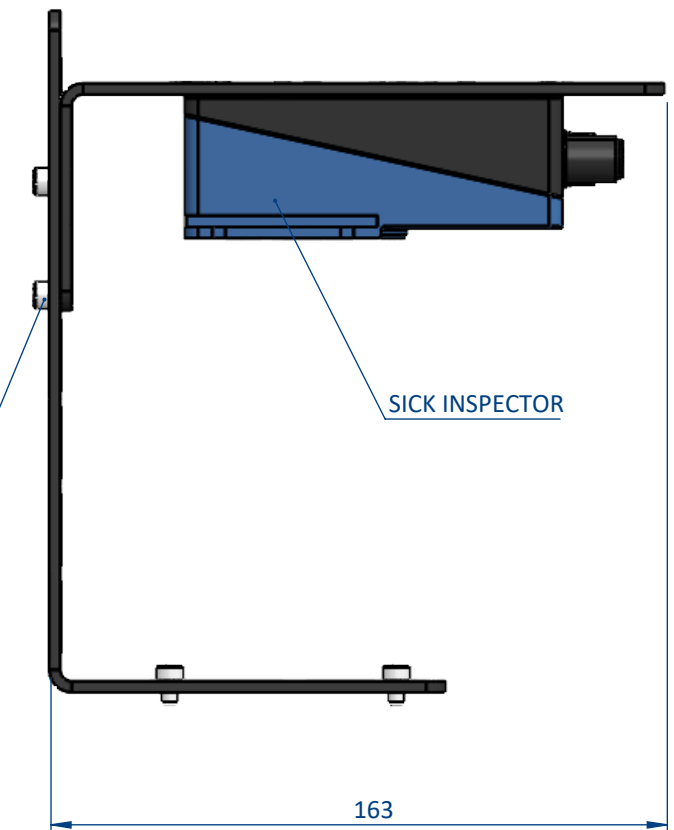
LIGHT MOUNTING HOLES:
RING: 4x M4X6 (CHC SCREWS INCLUDED)
SDOME/FD: 4x M4X8 (CHC SCREWS INCLUDED)


CAMERA MOUNTING HOLES:
3x M4 (SCREWS NOT INCLUDED)

DETAIL 12



WORKING DISTANCE ADJUSTMENT:
4x M4X6 (CHC SCREWS INCLUDED)



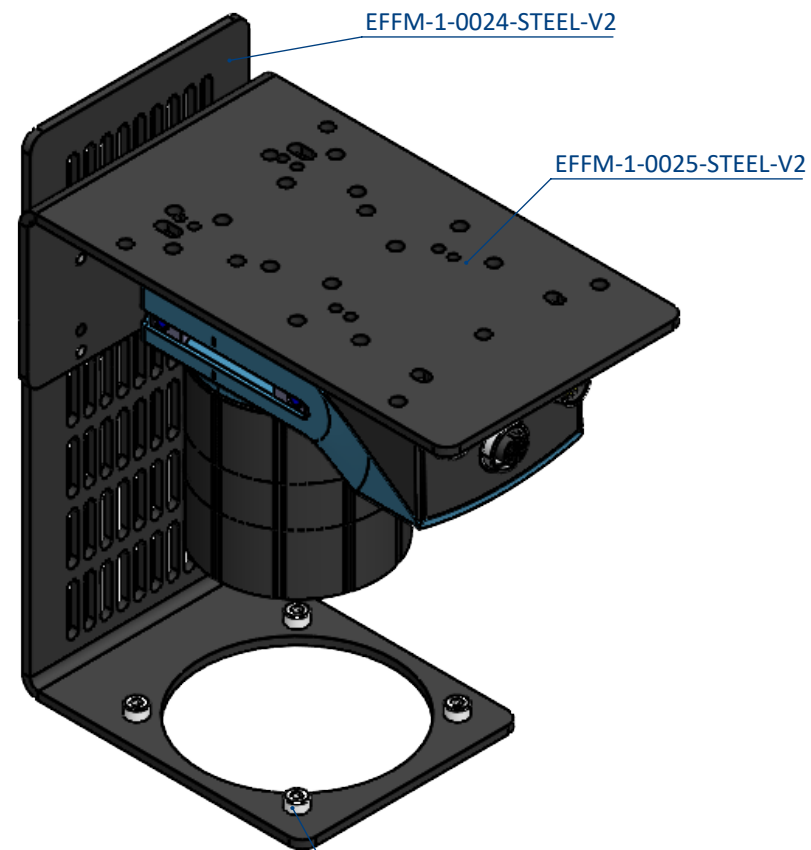
CAMERA		1 Rue de Terre Neuve Mini Parc du Verger Bâtiment E 91940 Les Ulis, France	
SICK INSPECTOR		Mail: sales@effilux.fr Tel : +33 9 72 52 70 03 www.effilux.com	
Designation		EFFM-1-HORI-STEEL-V2	
Revision /	Date 13/04/2021	Unit : mm	General Tolerances
Scale 1:2	Size A3	Page 12/15	ISO 2768 - fH-E
			

THIS DOCUMENT AND THE INFORMATION IT CONTAINS ARE PROPERTY OF EFFILUX AND CONFIDENTIAL. THEY SHALL NOT BE REPRODUCED NOR DISCLOSED TO ANY PERSON EXCEPT TO THOSE HAVING A NEED TO KNOW THEM WITHOUT PRIOR WRITTEN CONSENT OF EFFILUX

CE DOCUMENT ET LES INFORMATIONS QU'IL CONTIENT SONT CONFIDENTIELS ET SONT LA PROPRIÉTÉ EXCLUSIVE DE EFFILUX. ILS NE DOIVENT ÊTRE COMMUNIQUÉS QU'ÀUX PERSONNES AYANT A EN CONNAÎTRE ET NE PEUVENT ÊTRE REPRODUITS NI DIVULGUÉS À TOUTE AUTRE PERSONNE SANS AUTORISATION PRÉALABLE ÉCRITE PAR EFFILUX

QUICK INSTRUCTION GUIDE

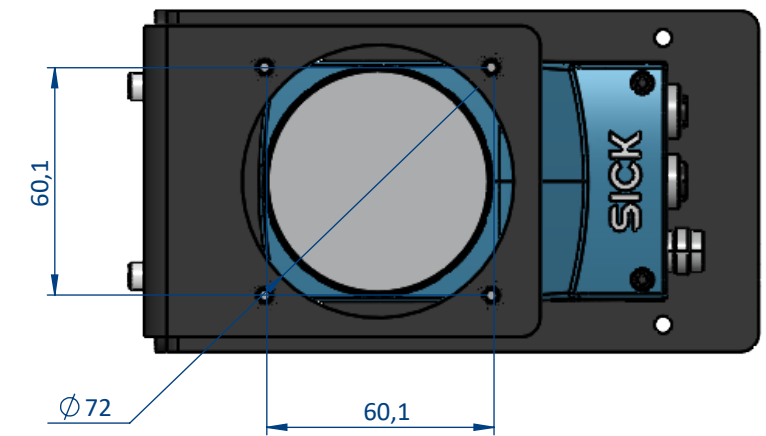
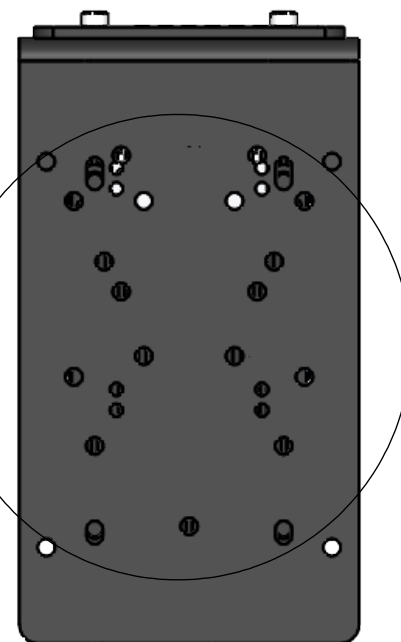
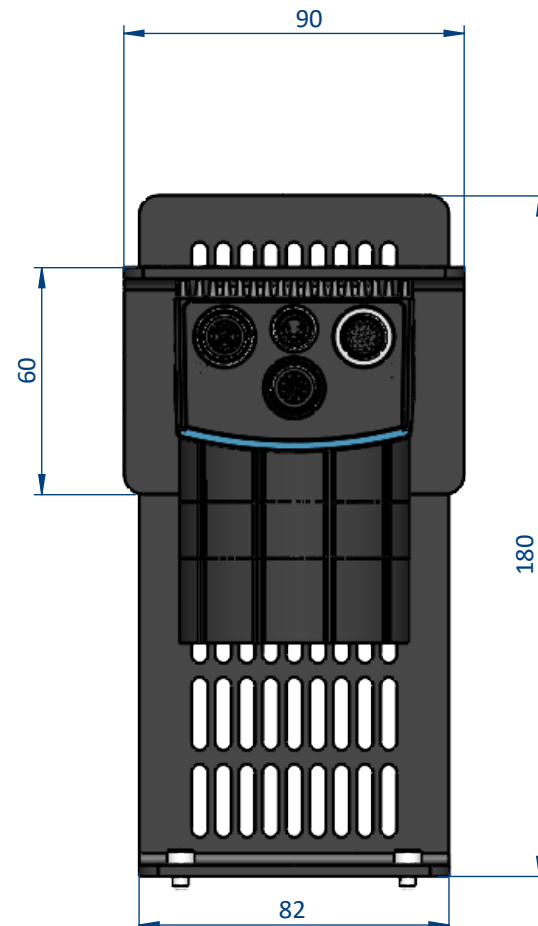
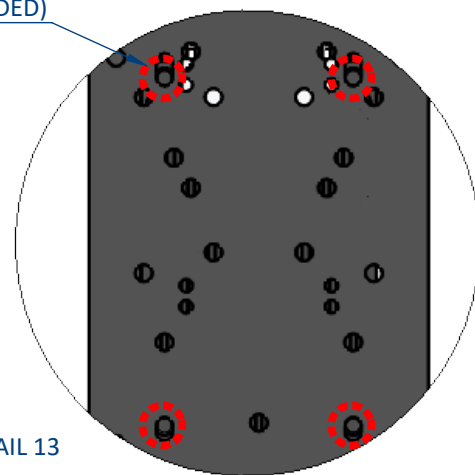
- 1-MOUNT THE CAMERA ON THE EFFM-1-0025-STEEL-V2
- 2-MOUNT THE 2 PARTS TOGETHER
- 3-CHOOSE YOUR WORKING DISTANCE
- 4-MOUNT THE BRACKET ON THE LIGHT



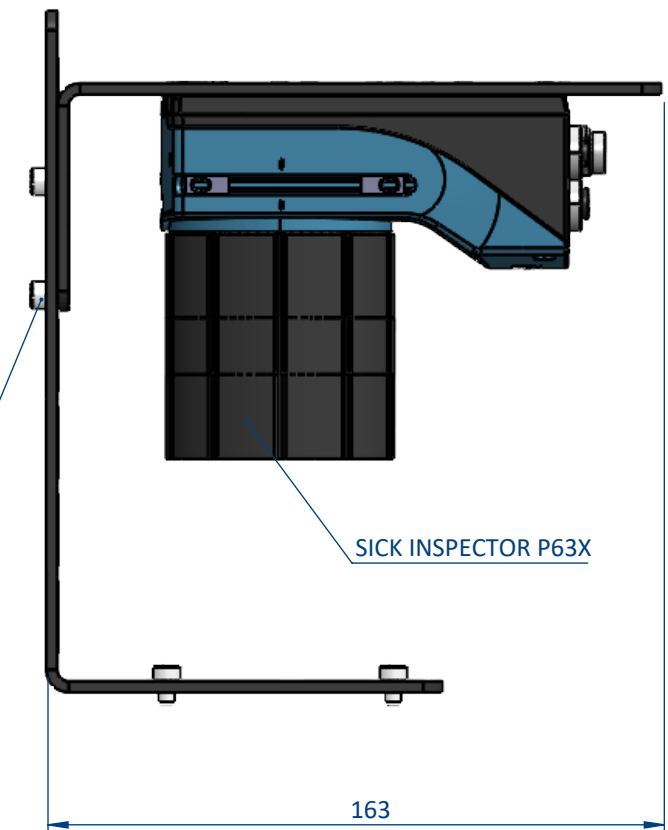
LIGHT MOUNTING HOLES:
RING: 4x M4X6 (CHC SCREWS INCLUDED)
SDOME/FD: 4x M4X8 (CHC SCREWS INCLUDED)



CAMERA MOUNTING HOLES:
4x M4 (SCREWS NOT INCLUDED)

DETAIL 13



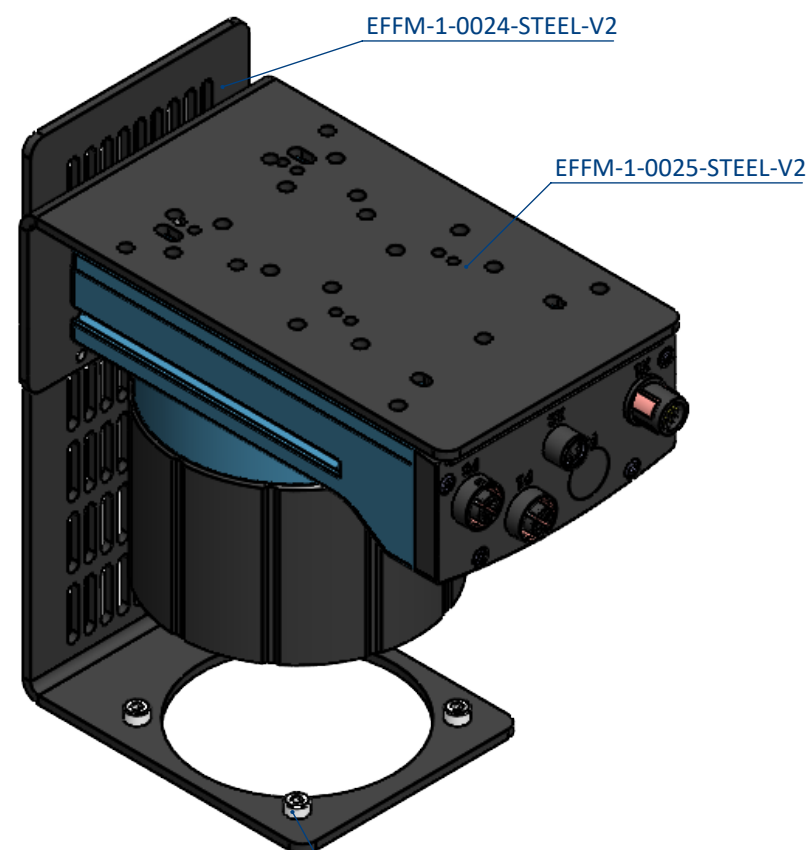
WORKING DISTANCE ADJUSTMENT:
4x M4X6 (CHC SCREWS INCLUDED)



CAMERA				1 Rue de Terre Neuve Mini Parc du Verger Bâtiment E 91940 Les Ulis, France	
SICK INSPECTOR P63X					
Designation				Mail: sales@effilux.fr Tel : +33 9 72 52 70 03 www.effilux.com	
EFFM-1-HORI-STEEL-V2					
Revision /		Date 13/04/2021	Unit : mm	General Tolerances	
Scale 1:2	Size A3	Page 13/15		ISO 2768 - fH-E	

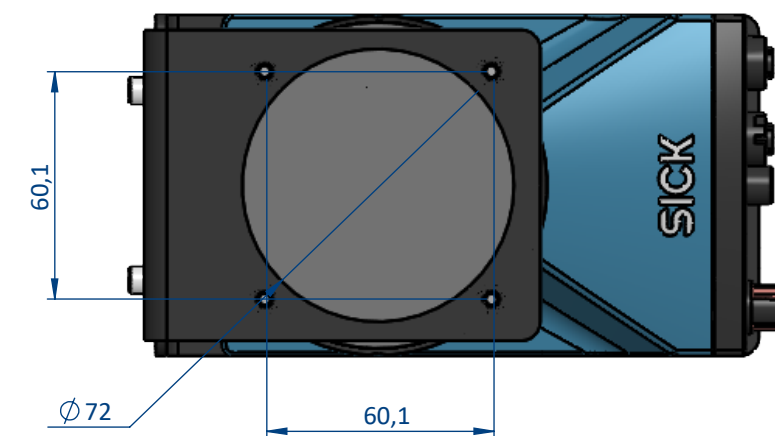
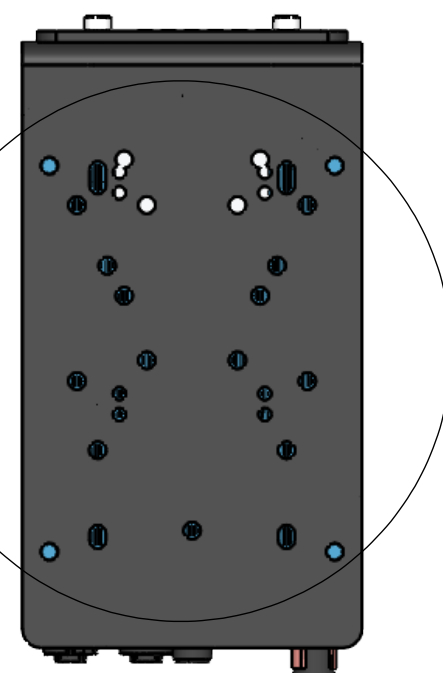
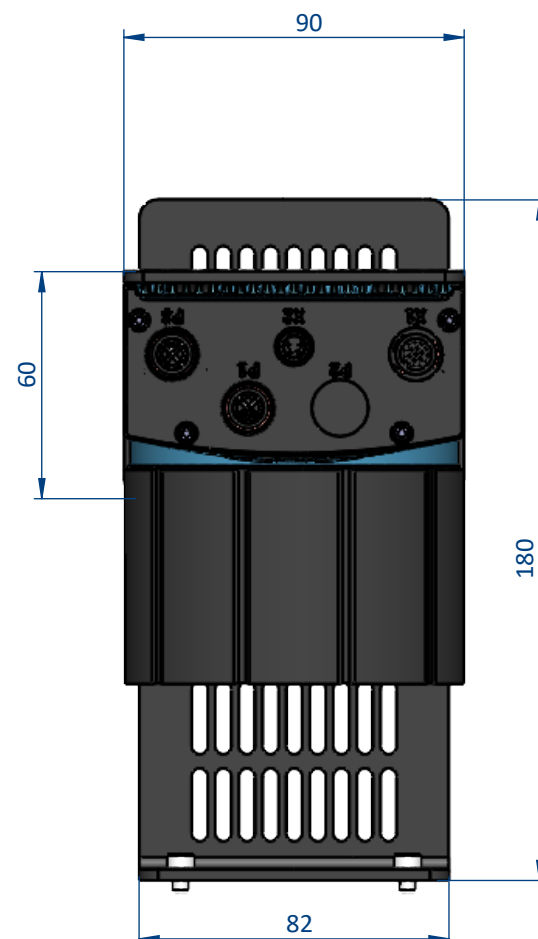
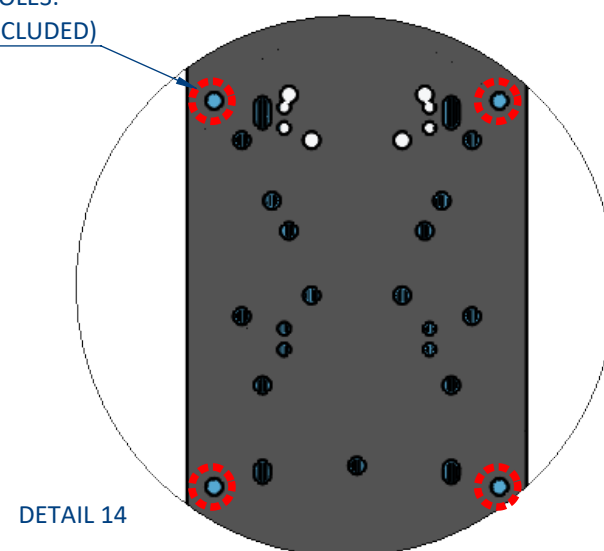
QUICK INSTRUCTION GUIDE

- 1-MOUNT THE CAMERA ON THE EFFM-1-0025-STEEL-V2
- 2-MOUNT THE 2 PARTS TOGETHER
- 3-CHOOSE YOUR WORKING DISTANCE
- 4-MOUNT THE BRACKET ON THE LIGHT

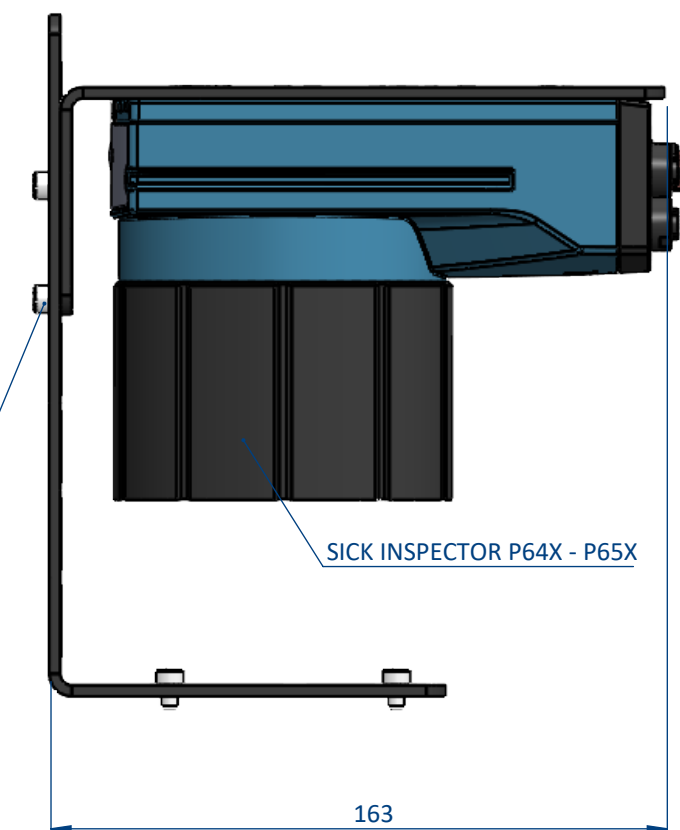


LIGHT MOUNTING HOLES:
RING: 4x M4X6 (CHC SCREWS INCLUDED)
SDOME/FD: 4x M4X8 (CHC SCREWS INCLUDED)



CAMERA MOUNTING HOLES:
4x M4 (SCREWS NOT INCLUDED)



WORKING DISTANCE ADJUSTMENT:
4x M4X6 (CHC SCREWS INCLUDED)



SICK INSPECTOR P64X - P65X

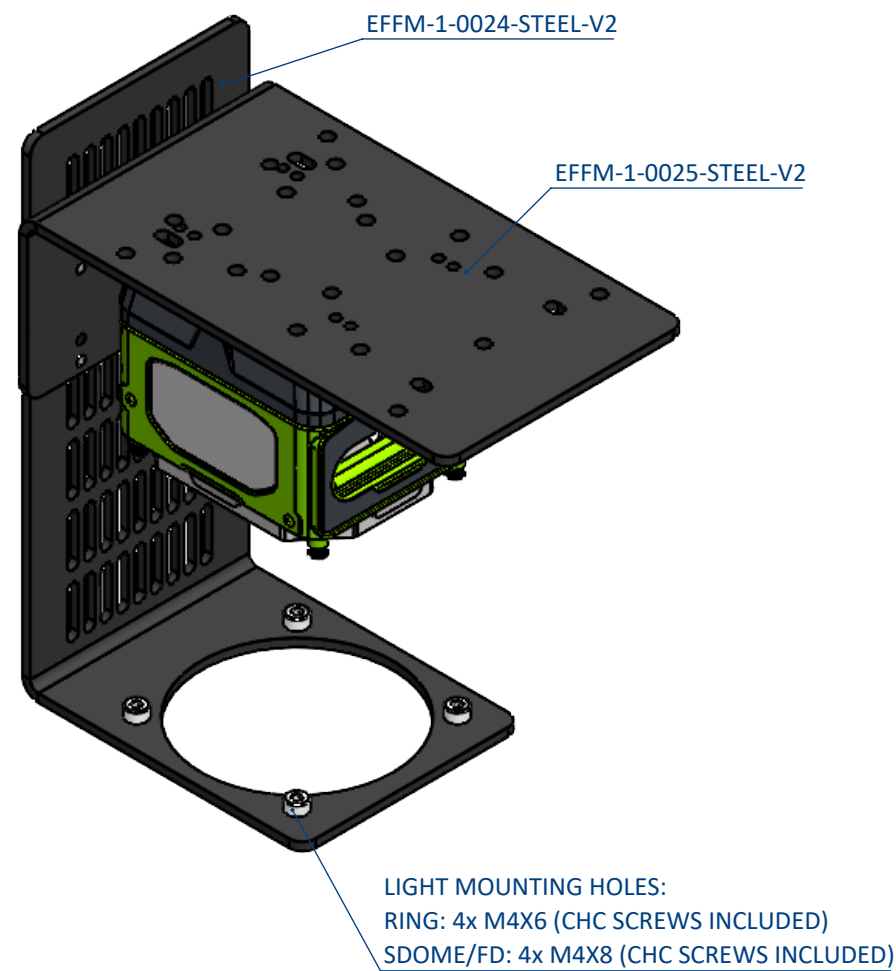
CAMERA				1 Rue de Terre Neuve Mini Parc du Verger Bâtiment E 91940 Les Ulis, France			
SICK INSPECTOR P64X - P65X				Mail: sales@effilux.fr Tel : +33 9 72 52 70 03 www.effilux.com			
Designation							
EFFM-1-HORI-STEEL-V2							
Revision /		Date 13/04/2021				Unit : mm	
Scale 1:2		Size A3		Page 14/15		General Tolerances	
						ISO 2768 - fH-E	
							

THIS DOCUMENT AND THE INFORMATION IT CONTAINS ARE PROPERTY OF EFFILUX AND CONFIDENTIAL. THEY SHALL NOT BE REPRODUCED NOR DISCLOSED TO ANY PERSON EXCEPT TO THOSE HAVING A NEED TO KNOW THEM WITHOUT PRIOR WRITTEN CONSENT OF EFFILUX

CE DOCUMENT ET LES INFORMATIONS QU'IL CONTIENT SONT CONFIDENTIELS ET SONT LA PROPRIÉTÉ EXCLUSIVE DE EFFILUX. ILS NE DOIVENT ÊTRE COMMUNIQUÉS QU'ÀUX PERSONNES AYANT A EN CONNAÎTRE ET NE PEUVENT ÊTRE REPRODUITS NI DIVULGUÉS À TOUTE AUTRE PERSONNE SANS AUTORISATION PRÉALABLE ÉCRITE PAR EFFILUX

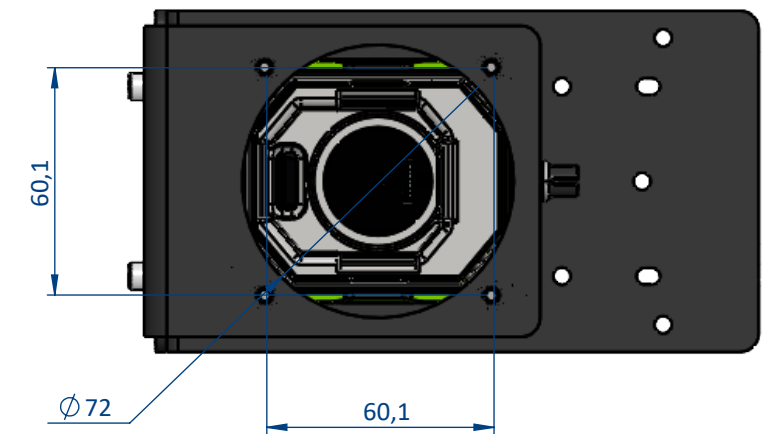
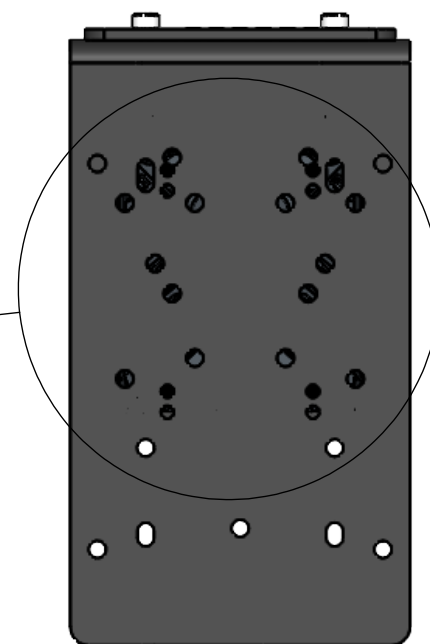
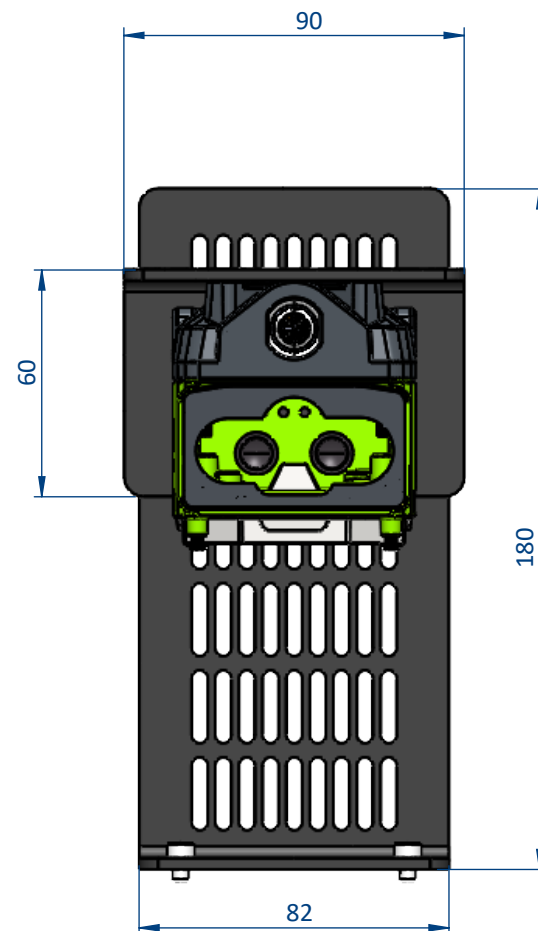
QUICK INSTRUCTION GUIDE

- 1-MOUNT THE CAMERA ON THE EFFM-1-0025-STEEL-V2
- 2-MOUNT THE 2 PARTS TOGETHER
- 3-CHOOSE YOUR WORKING DISTANCE
- 4-MOUNT THE BRACKET ON THE LIGHT

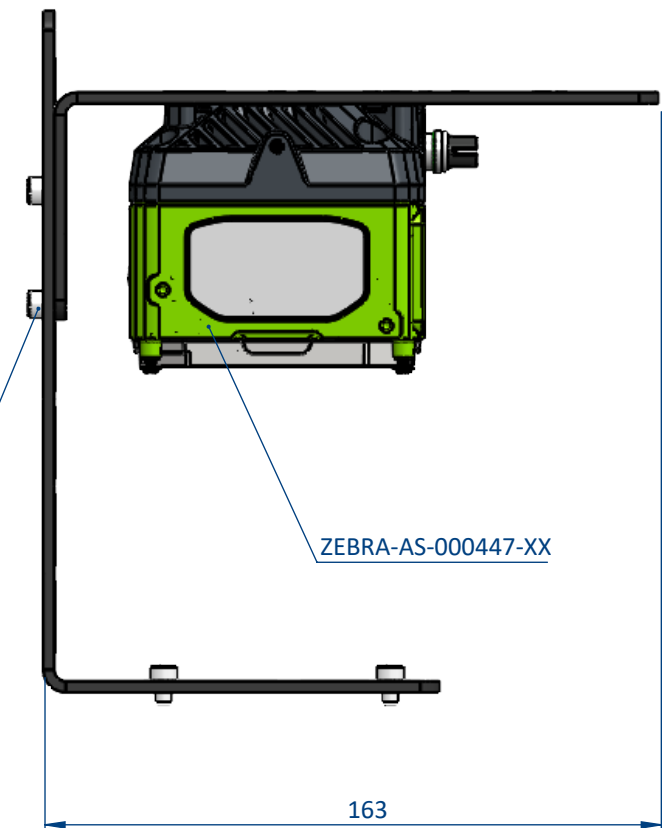


CAMERA MOUNTING HOLES:
4x M3 (SCREWS NOT INCLUDED)

DETAIL 15



WORKING DISTANCE ADJUSTMENT:
4x M4X6 (CHC SCREWS INCLUDED)



CAMERA ZEBRA-AS-000447-XX		1 Rue de Terre Neuve Mini Parc du Verger Bâtiment E 91940 Les Ulis, France	
Designation EFFM-1-HORI-STEEL-V2		Mail: sales@effilux.fr Tel : +33 9 72 52 70 03 www.effilux.com	
Revision /	Date 13/04/2021	Unit : mm	General Tolerances
Scale 1:2	Size A3	Page 15/15	ISO 2768 - fH-E
