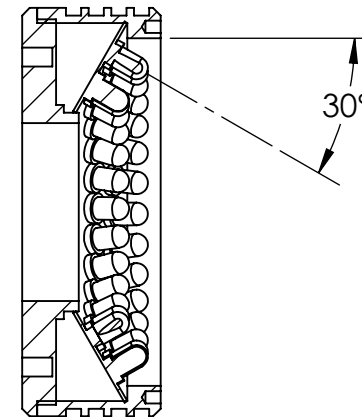
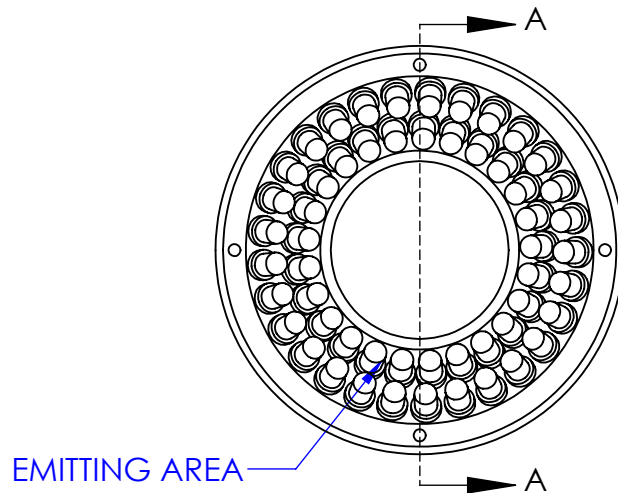
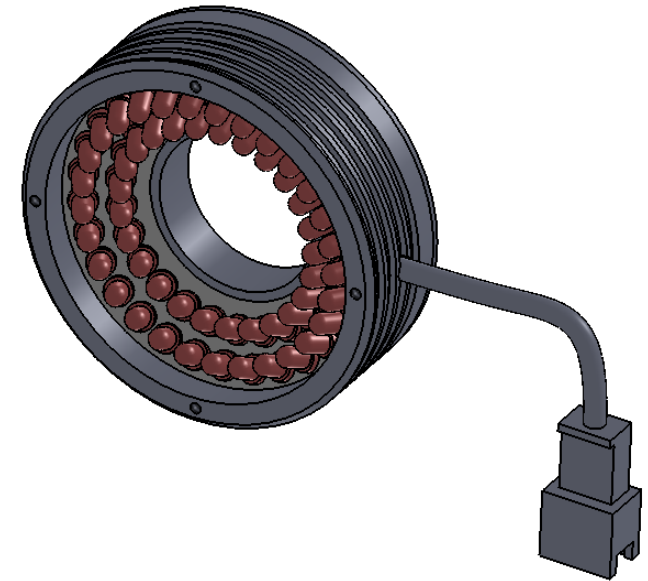
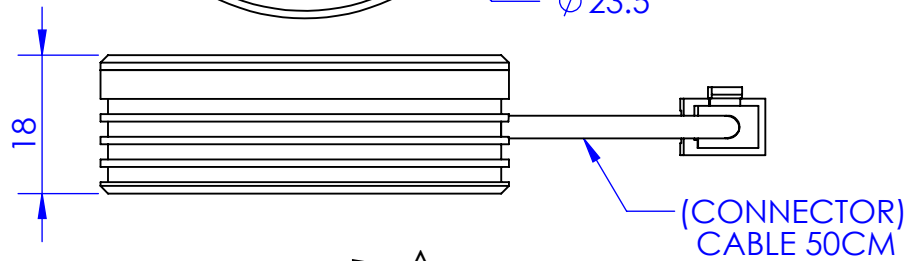
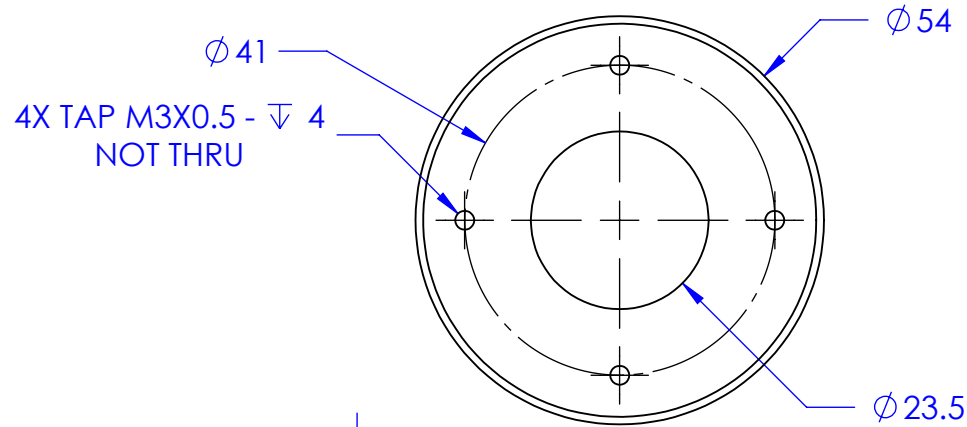


REVISIONS

| ZONE | REV. | DESCRIPTIONS | DATE | APP. |
|------|------|--------------|------|------|
|------|------|--------------|------|------|



SECTION A-A



| | | | | | |
|-----------|------------|-----------|----------------------------|--------------------|--------------|
| DESIGN BY | KB TAN | UNIT: | PRODUCT SERIES: LSW SERIES | | |
| CHECK BY | KB TAN | MM | | | |
| DATE | 02/07/2015 | REVISION: | TITLE | DRAWING LAYOUT | COLOUR: - - |
| MATERIAL | - | 02 | PART NO | LSW-30-050-2-X-24V | VOLTAGE: - - |
| FINISHING | - | SCALE: | DWG NO | - | CURRENT: - - |
| QTY | 1 | 1:1 | | | POWER: - - |
| | | | | | SHEET 1 OF 1 |