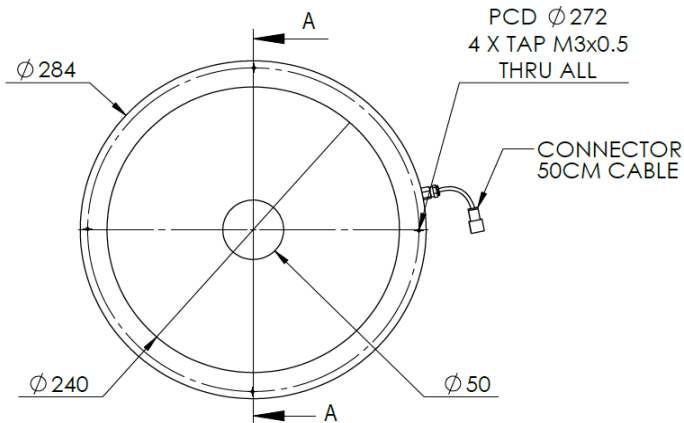
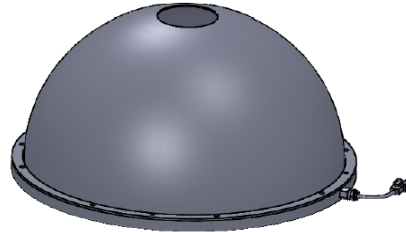
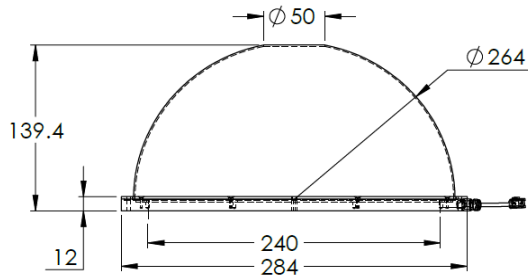




ILLUMINATOR DATA-ID

IDS5-00-250-1-B-24V

Lighting Dimension



SECTION A-A
SCALE 1 : 4




Mechanical Information	
Casing Material	Aluminium
Storage Temperature Range	Temp 0-45°C, Humidity 20-85%
Weight	780 g
Length / Outer Diameter	284 mm
Width / Inner Diameter	50 mm
Thickness / Height	139.4 mm



ILLUMINATOR DATA-ID

IDS5-00-250-1-B-24V

Optical Information				
Part Number		IDS5-00-250-1-B-24V		
LED Color		BLUE		
Wavelength	(nm)	450		
Intensity (±15%)	(Lux)	38300	30800	25700
Working Distance	(mm)	50	80	100
Illumination (number of row)		1		
Illumination Active Area				
Active Length / Outer Diameter	(mm)	240		
Active Width / Inner Diameter	(mm)	50		
Emission angle	(deg.)	0		
Eye Safety Class (IEC62471)		II		
Electrical Information				
Lighting Supply Voltage (constant voltage mode)		24V ± 2%		
Continuous Current	(mA)	1600		
Power Consumption	(W)	38.4		
Lighting casing temperature, Operating after 60 minutes	°C	57		
Strobe Mode Specification				
Pulse Operation		YES		
Max. Lighting Supply Voltage (Constant voltage power supply)	(V)	Pulsing at 24VDC to 48VDC, 0-10% Duty Cycle, Recommended at 36VDC		
Pulse Current, (Max. 10msec) (Constant current power supply)	(mA)	4800		
Max. Trigger Pulse Duration	(msec)	10		
Duty Cycle		0-10%		
Additional Information				
Additional Cooling Method		Attached to machine part for better heat dissipation		
Intensity Controller Selection		ANGX, ST, SD and SDA Series		
CE Conformity		YES		
RoHS Compliance		YES		
Connection				
Connector Type (Default):		JST SMR-03V		
Cable Length out from lighting :	(mm)	500		
Pin Configuration :		Pin	Signal	Cable Color
		1	LED +	RED
		2	N.C.	---
		3	LED -	WHITE
				
Application				
Illumination Type		Indirect Illumination		
Application Use		Crack, chip, stains on circular or cylindrical objects, solder inspection and substract inspection.		



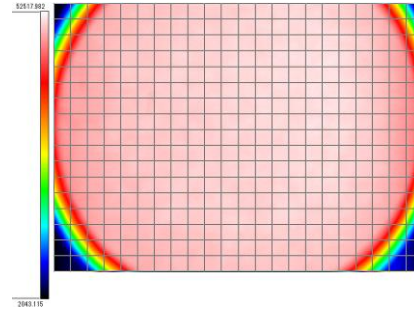
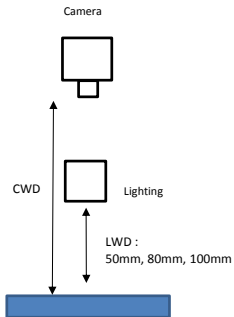
ILLUMINATOR DATA-ID

IDS5-00-250-1-B-24V

Uniform Graph (Relative Irradiation Strength) - Representative pattern

Lens focal length, $f = 0$
CWD = 293mm
LWD = 50mm, 80mm, 100mm
Lighting angle: 0°

Tolerance	L X W
10%	114 X 85
20%	114 X 85
30%	114 X 85
40%	114 X 85



* 1 cell = 5mm x 5mm